



ANO BASE MATRÍCULA: 2009

MODALIDADE/NÍVEL	MATRÍCULA								
	LINHA DE BASE			TOTAL		DIURNO		NOTURNO	
	2009-TOTAL	2009-DIURNO	2009-NOTURNO	2010	2012	2010	2012	2010	2012
ENSINO MÉDIO GERAL	0	0	0	0		0		0	
ENSINO MÉDIO 1º ANO	0	0	0	0		0		0	
ENSINO MÉDIO 2º ANO	0	0	0	0		0		0	
ENSINO MÉDIO 3º ANO	0	0	0	0		0		0	
ENSINO MÉDIO 4º ANO	0	0	0	0		0		0	

ANO BASE RENDIMENTO: 2008

MODALIDADE/NÍVEL	ABANDONO									
	GERAL				DIURNO			NOTURNO		
	LINHA DE BASE	2009	2010	2012	2009	2010	2012	2009	2010	2012
ENSINO MÉDIO GERAL	0		0			0			0	
ENSINO MÉDIO 1º ANO	0		0			0			0	
ENSINO MÉDIO 2º ANO	0		0			0			0	
ENSINO MÉDIO 3º ANO	0		0			0			0	
ENSINO MÉDIO 4º ANO	0		0			0			0	

MODALIDADE/NÍVEL	APROVAÇÃO									
	GERAL				DIURNO			NOTURNO		
	LINHA DE BASE	2009	2010	2012	2009	2010	2012	2009	2010	2012
ENSINO MÉDIO GERAL	0		0			0			0	
ENSINO MÉDIO 1º ANO	0		0			0			0	
ENSINO MÉDIO 2º ANO	0		0			0			0	
ENSINO MÉDIO 3º ANO	0		0			0			0	
ENSINO MÉDIO 4º ANO	0		0			0			0	



ANO BASE MATRÍCULA: 2009

MODALIDADE/NÍVEL	MATRÍCULA								
	LINHA DE BASE			TOTAL		DIURNO		NOTURNO	
	2009-TOTAL	2009-DIURNO	2009-NOTURNO	2010	2012	2010	2012	2010	2012
ENSINO FUNDAMENTAL GERAL	613	613	0	613		613		0	
ENSINO FUNDAMENTAL 1º AO 5º ANO	0	0	0	0		0		0	
ENSINO FUNDAMENTAL 6º AO 9º ANO	613	613	0	613		613		0	

ANO BASE RENDIMENTO: 2008

MODALIDADE/NÍVEL	ABANDONO									
	GERAL				DIURNO			NOTURNO		
	LINHA DE BASE	2009	2010	2012	2009	2010	2012	2009	2010	2012
ENSINO FUNDAMENTAL GERAL	4	3,5	0	2		0			0	
ENSINO FUNDAMENTAL 1º AO 5º ANO	0		0			0			0	
ENSINO FUNDAMENTAL 6º AO 9º ANO	4	3,5	0	2		0			0	

MODALIDADE/NÍVEL	APROVAÇÃO									
	GERAL				DIURNO			NOTURNO		
	LINHA DE BASE	2009	2010	2012	2009	2010	2012	2009	2010	2012
ENSINO FUNDAMENTAL GERAL	83	72,5	0	89		0			0	
ENSINO FUNDAMENTAL 1º AO 5º ANO	0		0			0			0	
ENSINO FUNDAMENTAL 6º AO 9º ANO	83	72,5	0	89		0			0	



ANO BASE MATRÍCULA: 2009

MODALIDADE/NÍVEL	MATRÍCULA								
	LINHA DE BASE			TOTAL		DIURNO		NOTURNO	
	2009-TOTAL	2009-DIURNO	2009-NOTURNO	2010	2012	2010	2012	2010	2012
EJA GERAL	0	0	0	0	#VALOR!			0	#VALOR!
EJA FUNDAMENTAL	0	0	0	0	#VALOR!			0	#VALOR!
EJA MÉDIO	0	0	0	0	#VALOR!			0	#VALOR!

ANO BASE RENDIMENTO: 2008

MODALIDADE/NÍVEL	ABANDONO									
	GERAL				DIURNO			NOTURNO		
	LINHA DE BASE	2009	2010	2012	2009	2010	2012	2009	2010	2012
EJA GERAL										

MODALIDADE/NÍVEL	APROVAÇÃO									
	GERAL				DIURNO			NOTURNO		
	LINHA DE BASE	2009	2010	2012	2009	2010	2012	2009	2010	2012
EJA GERAL			0						0	

ANO BASE IDEB E PROVA BRASIL: 2007

MODALIDADE/NÍVEL	IDEB E PROVA BRASIL								
	IDEB			LÍNGUA PORTUGUESA			MATEMÁTICA		
	LINHA DE BASE	2009	2012	LINHA DE BASE	2009	2012	LINHA DE BASE	2009	2012
ENSINO FUNDAMENTAL 1º AO 5º ANO	0			0			0		
ENSINO FUNDAMENTAL 6º AO 9º ANO	3,1			219,38	223	232	224	228	236

ANO BASE SPAECE: 2006

MODALIDADE/NÍVEL	SPAECE							
	LÍNGUA PORTUGUESA				MATEMÁTICA			
	LINHA DE BASE	2009	2010	2012	LINHA DE BASE	2009	2010	2012
ENSINO FUNDAMENTAL 5º ANO			0				0	
ENSINO FUNDAMENTAL 9º ANO	206,55		0		217,12		0	
ENSINO MÉDIO 3º ANO			0				0	

ANO BASE ENEM: 2007

MODALIDADE/NÍVEL	ENEM							
	NUMERO DE PARTICIPANTES				Redação e Prova Objetiva (média)			
	LINHA DE BASE	2009	2010	2012	LINHA DE BASE	2009	2010	2012
ENSINO MÉDIO			0				0	


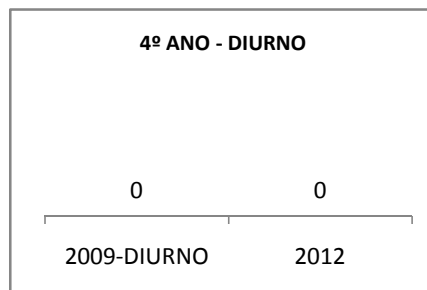
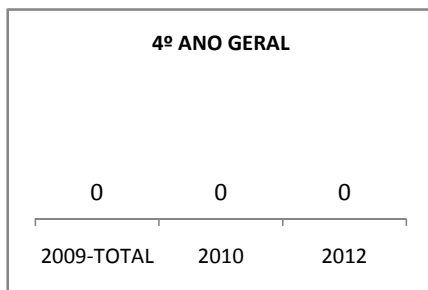

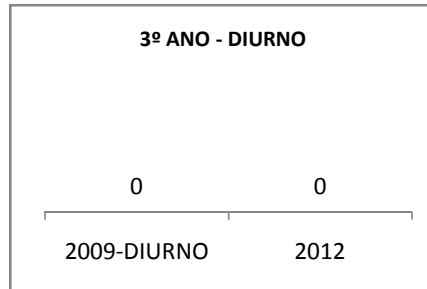
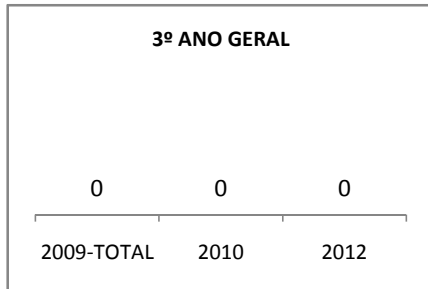

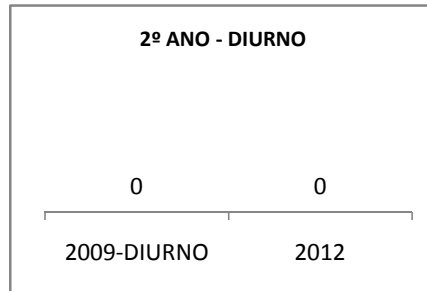


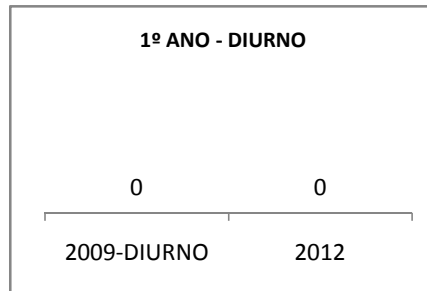

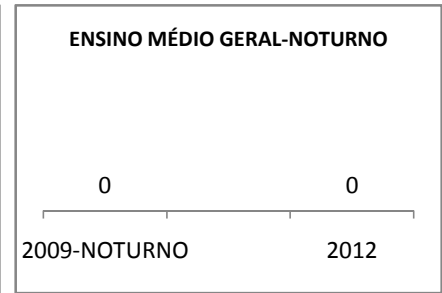
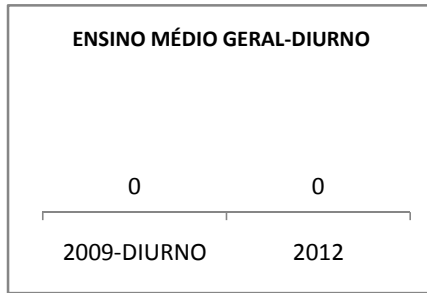
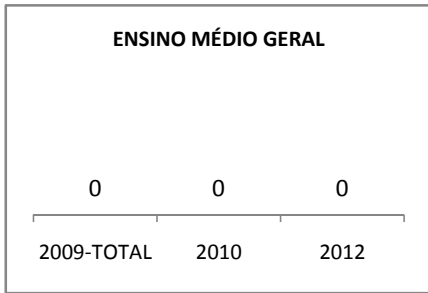
ANO BASE VESTIBULAR:

MODALIDADE/NÍVEL	VESTIBULAR							
	NUMERO DE INSCRITOS				APROVADOS			
	LINHA DE BASE	2009	2010	2012	LINHA DE BASE	2009	2010	2012
ENSINO MÉDIO			0				0	

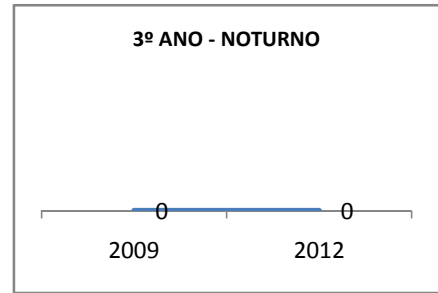
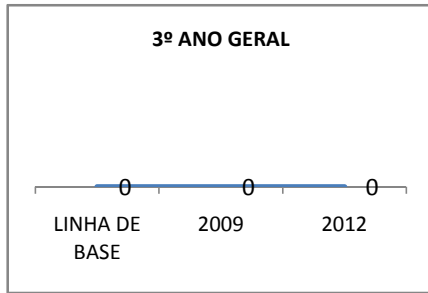
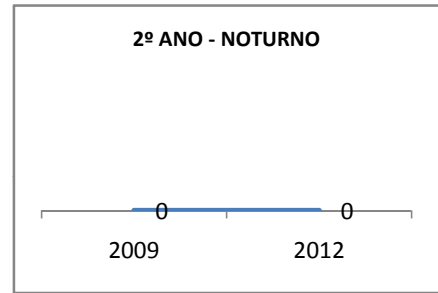
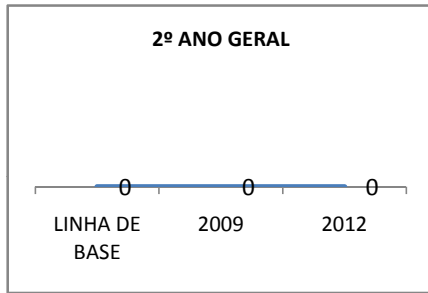
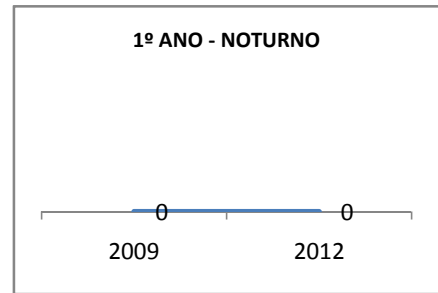
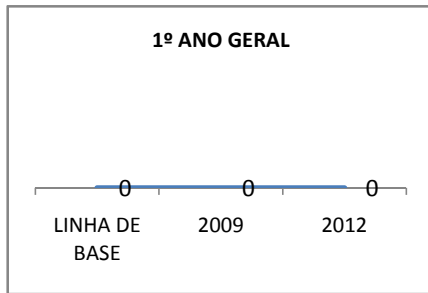
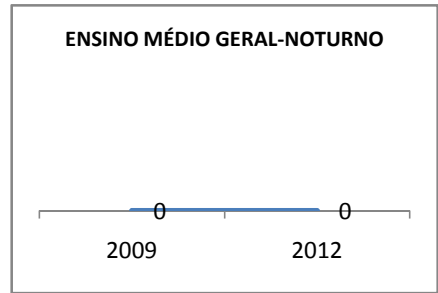
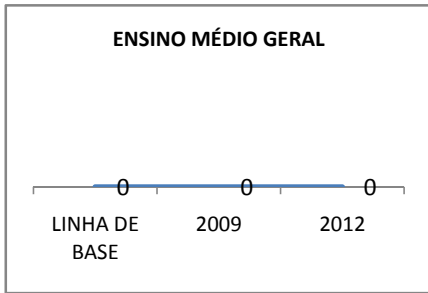


OLIMPÍADAS	OLIMPÍADAS NACIONAIS							
	NUMERO DE INSCRITOS				RESULTADO			
	LINHA DE BASE	2009	2010	2012	LINHA DE BASE	2009	2010	2012
LÍNGUA PORTUGUESA			0				0	
MATEMÁTICA			0				0	
FÍSICA			0				0	
QUÍMICA			0				0	
ASTRONOMIA			0				0	
INFORMÁTICA			0				0	

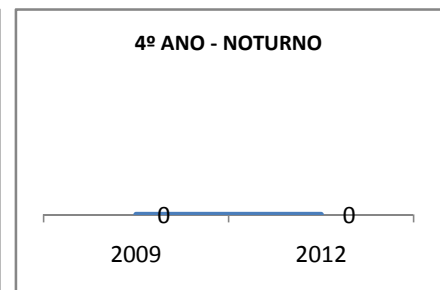
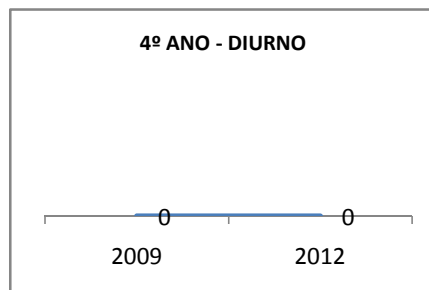
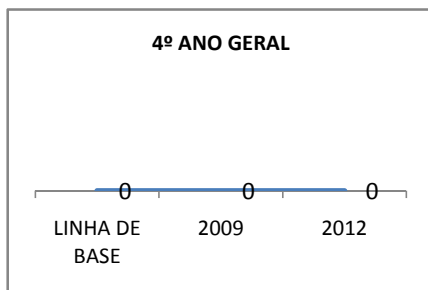
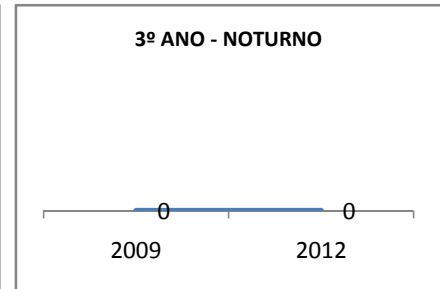
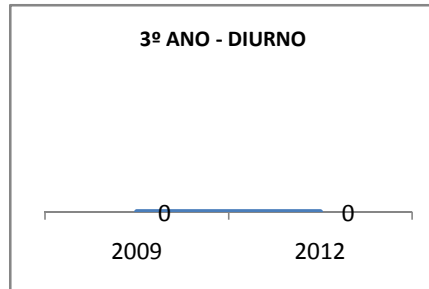
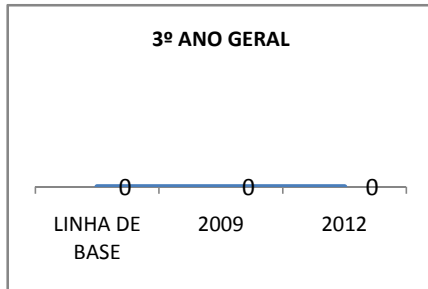
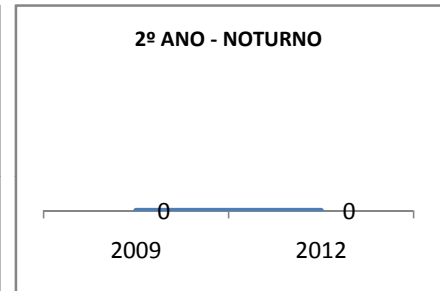
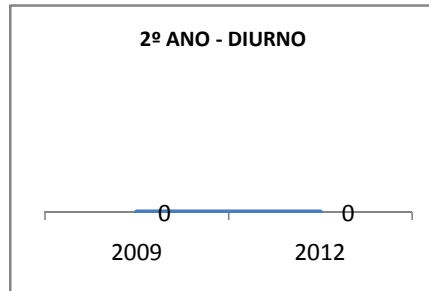
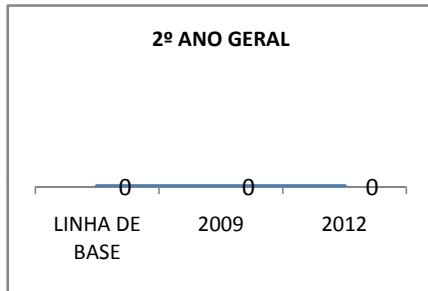
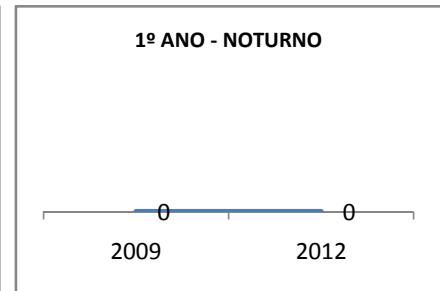
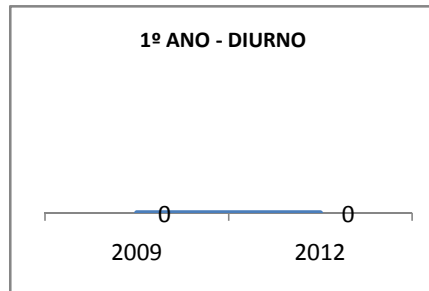
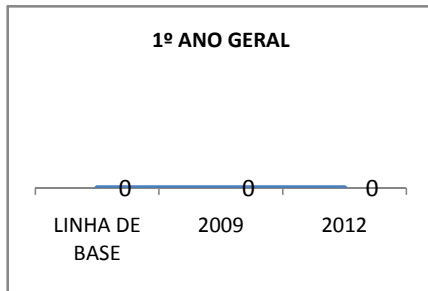
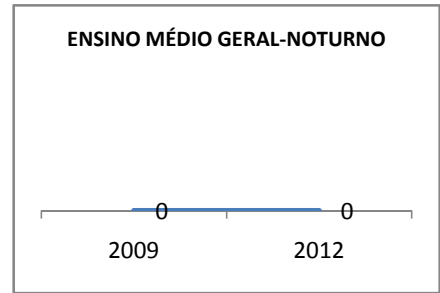
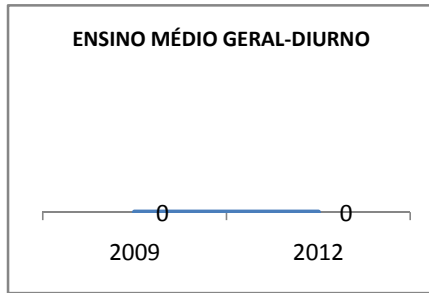
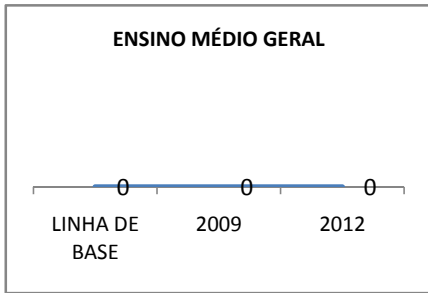
**MATRÍCULA ENSINO MÉDIO**



### ABANDONO ENSINO MÉDIO

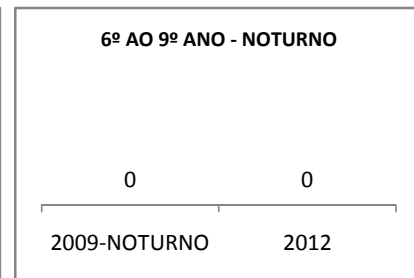
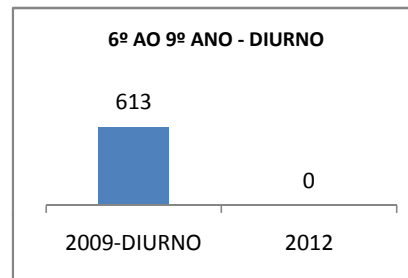
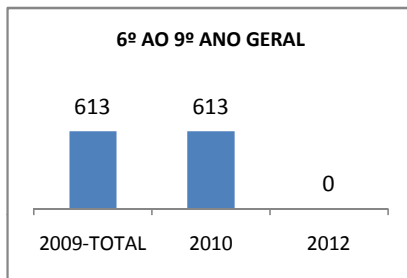

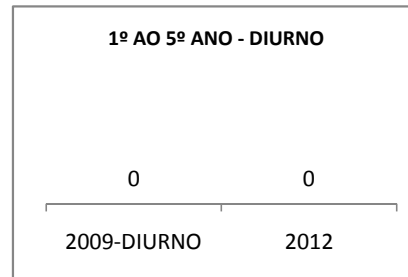

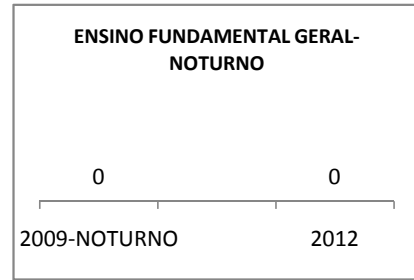
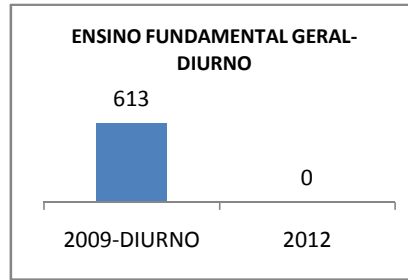
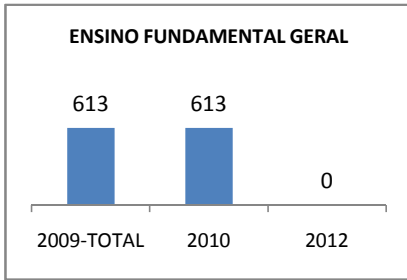


### APROVAÇÃO ENSINO MÉDIO

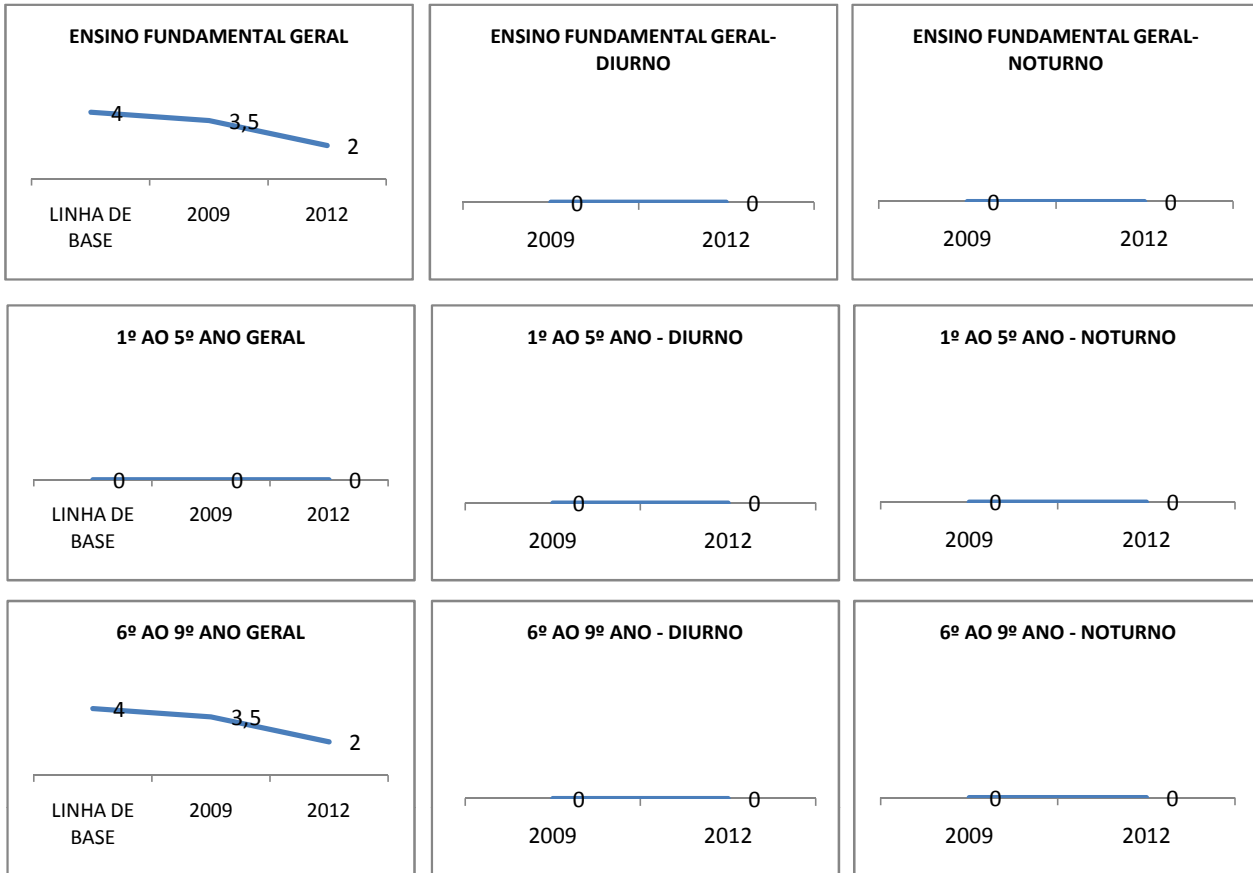




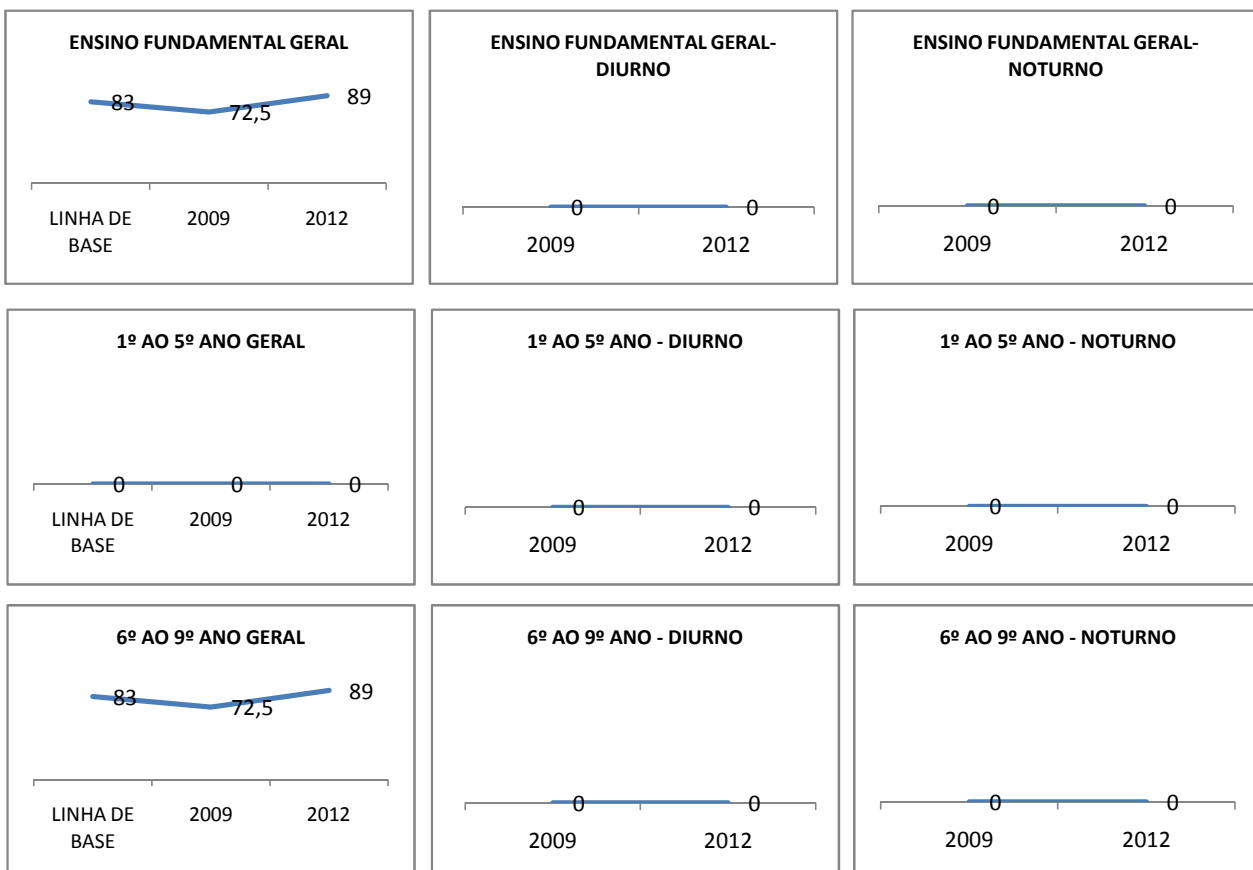
### MATRÍCULA ENSINO FUNDAMENTAL



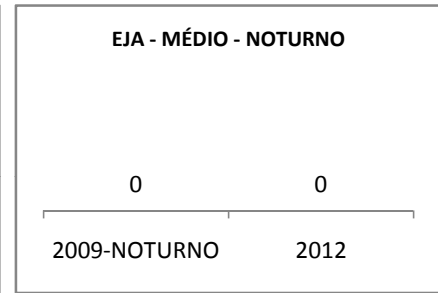
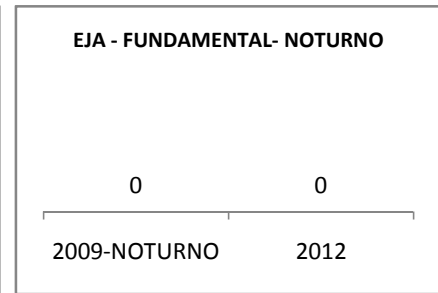

### ABANDONO ENSINO FUNDAMENTAL



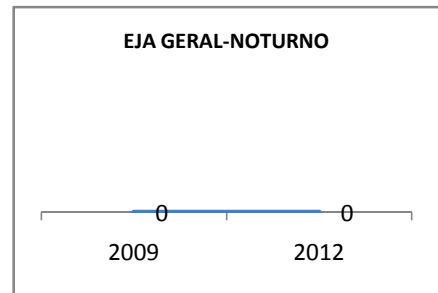
### APROVAÇÃO ENSINO FUNDAMENTAL



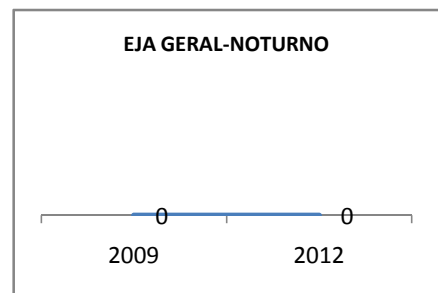
**MATRÍCULA EDUCAÇÃO DE JOVENS E ADULTOS - PRESENCIAL**



**ABANDONO EJA**



**APROVAÇÃO EJA**

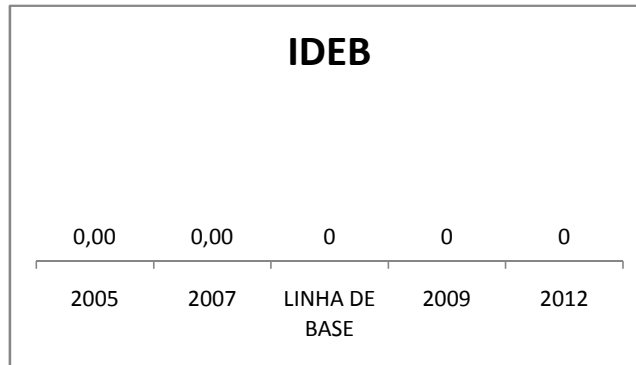


**OUTRAS METAS**

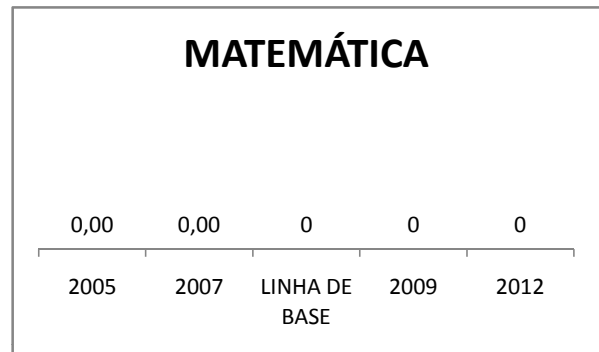

META_DESCRIÇÃO	ANO BASE	PÚBLICO	LINHA DE BASE	META
CAPACITAR PROFESSORES EM MATEMÁTICA E PORTUGUÊS				50
GARANTIR A PARTICIPAÇÃO DOS PAIS E DA COMUNIDADE ESCOLAR EM GERAL NAS DECISÕES E EXECUÇÕES DE ATIVIDADES QUE TORNEM MAIS EFICIENTES O PROCESSO EDUCATIVO NA ESCOLA				80
CAPACITAR OS PROFESSORES EM MATEMÁTICA E L. PORTUGUESA				100
OTIMIZAR O DESEMPENHO DOS PROFESSORES, PROMOVENDO UMA REDUÇÃO NA TAXA DE REPROVAÇÃO				4



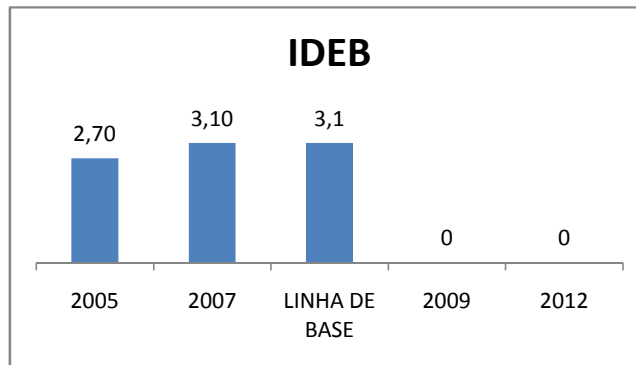
### ENSINO FUNDAMENTAL - 1º AO 5º ANO



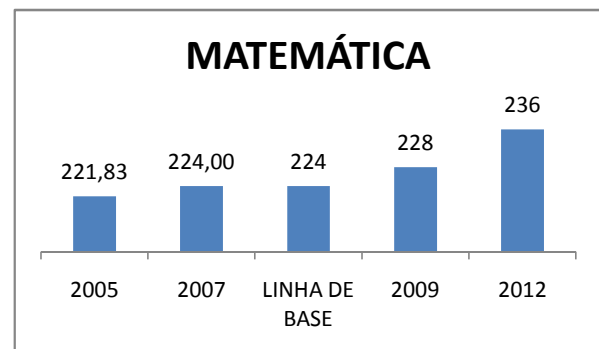
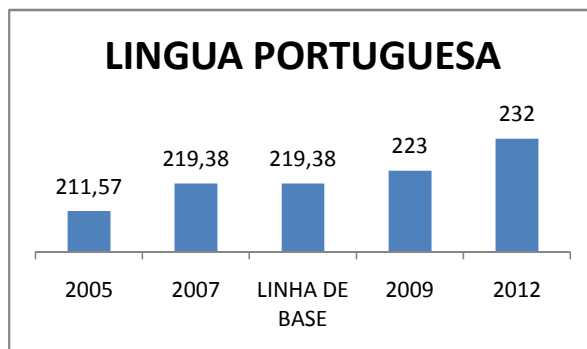
### PROVA BRASIL



### ENSINO FUNDAMENTAL - 6º AO 9º ANO

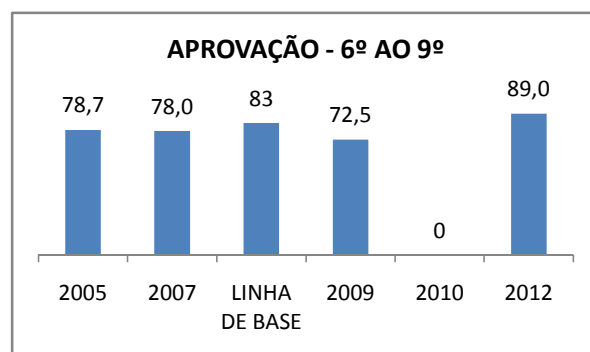
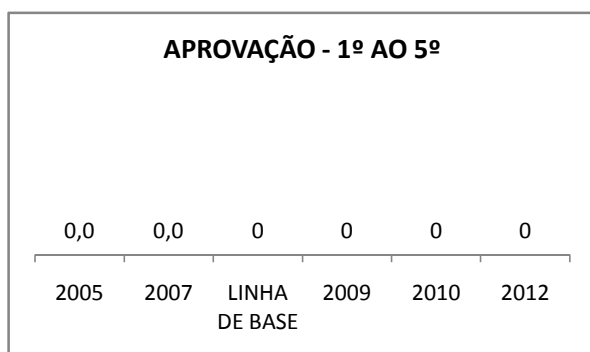
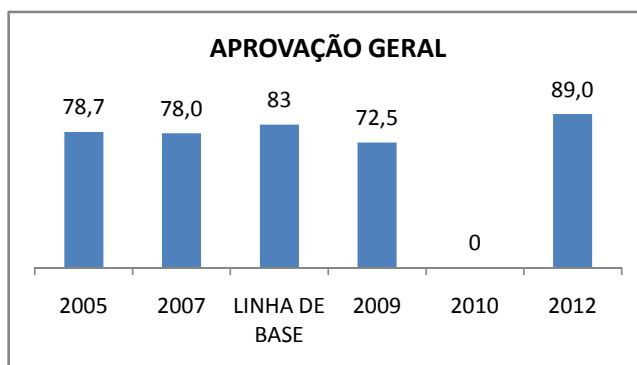
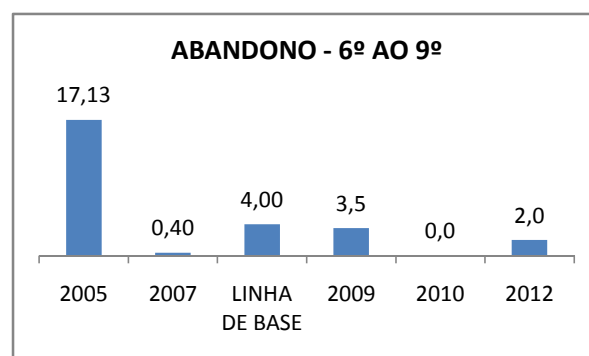
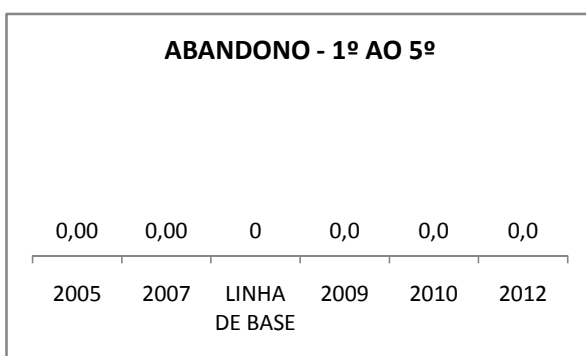
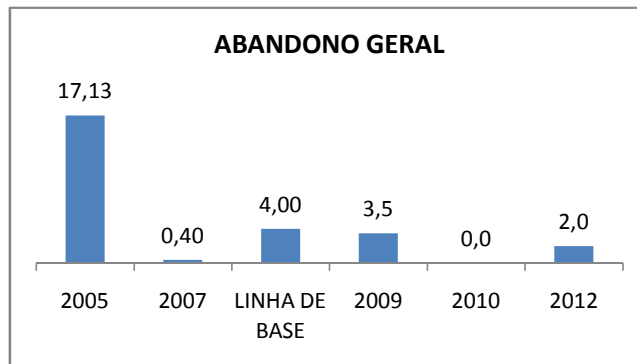


### PROVA BRASIL





### ENSINO FUNDAMENTAL





Escola: EEF SENADOR MARTINIANO DE ALENCAR

INEP: 23162112 Município: BARBALHA CREDE: 19

### ENSINO MÉDIO

#### ABANDONO GERAL

0,0	0,0	0	0,0	0	0
2005	2007	LINHA DE BASE	2009	2010	2012

#### 1º ANO

0,0	0,0	0	0	0	0
2005	2007	LINHA DE BASE	2009	2010	2012

#### 2º ANO

0,0	0,0	0	0	0	0
2005	2007	LINHA DE BASE	2009	2010	2012

#### 3º ANO

0,0	0,0	0	0	0	0
2005	2007	LINHA DE BASE	2009	2010	2012

#### 4º ANO

0,0	0,0	0	0	0	0
2005	2007	LINHA DE BASE	2009	2010	2012

#### APROVAÇÃO GERAL

0,0	0,0	0	0,0	0	0,0
2005	2007	LINHA DE BASE	2009	2010	2012

#### 1º ANO

0,0	0,0	0	0	0	0
2005	2007	LINHA DE BASE	2009	2010	2012

#### 2º ANO

0,0	0,0	0	0	0	0
2005	2007	LINHA DE BASE	2009	2010	2012

#### 3º ANO

0,0	0,0	0	0	0	0
2005	2007	LINHA DE BASE	2009	2010	2012

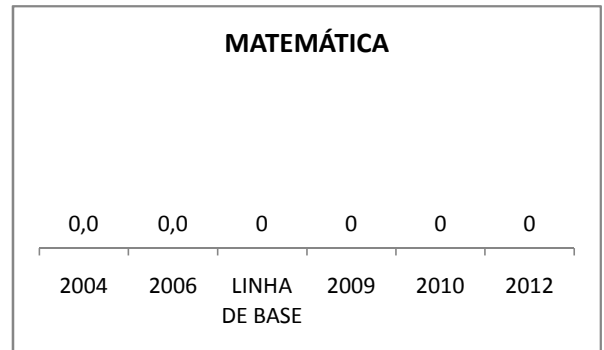

#### 4º ANO

0,0	0,0	0	0	0	0
2005	2007	LINHA DE BASE	2009	2010	2012

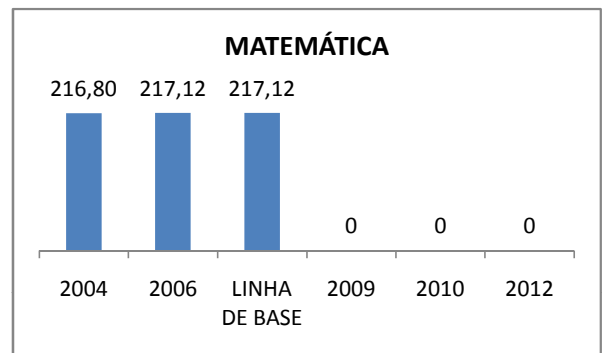
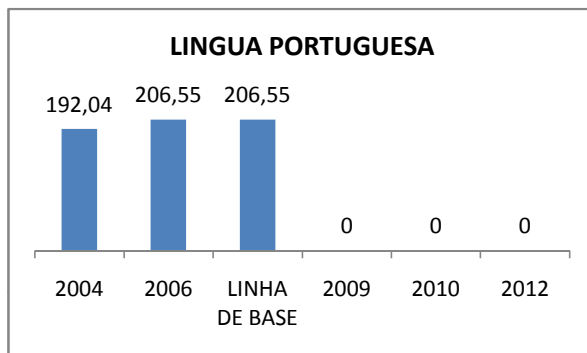


### SPAECE

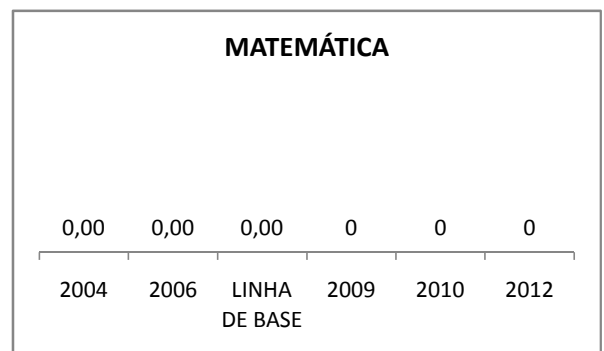
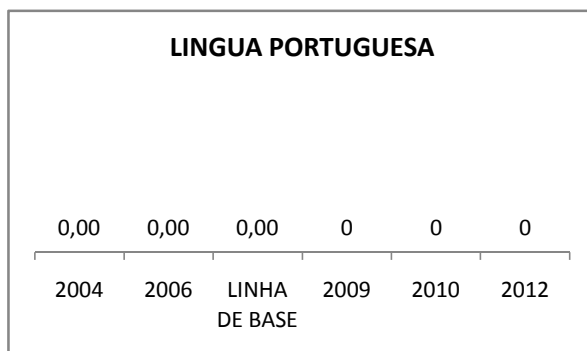
#### ENSINO FUNDAMENTAL 5º ANO



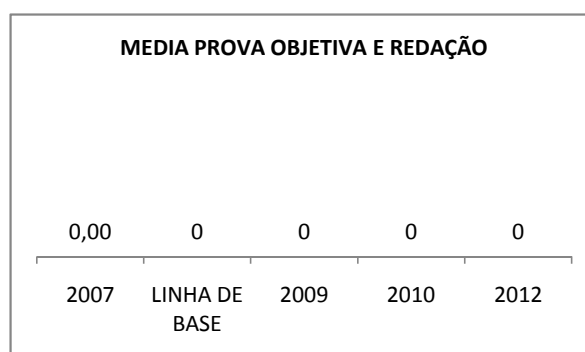
#### ENSINO FUNDAMENTAL 9º ANO



#### ENSINO MÉDIO 3º ANO



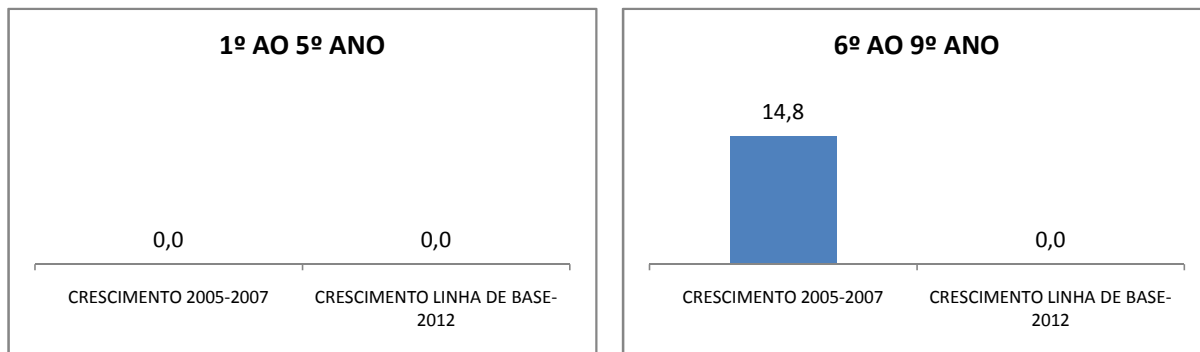
### ENEM





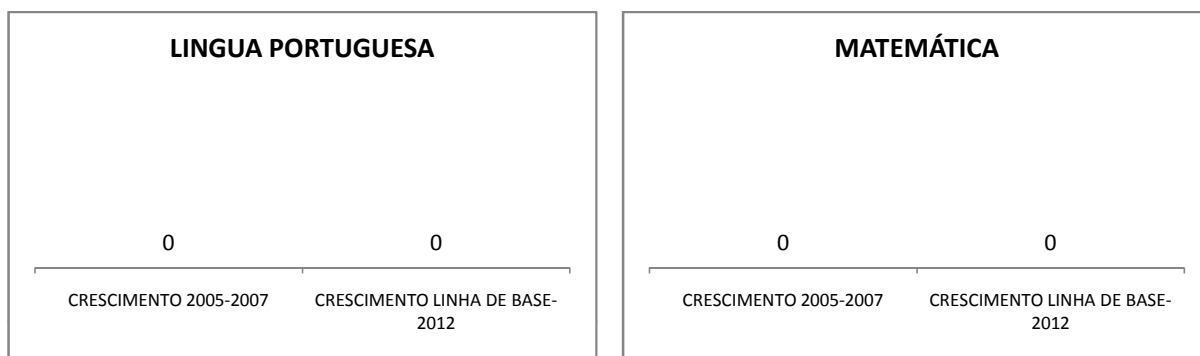


### COMPARATIVO DE CRESCIMENTO - IDEB

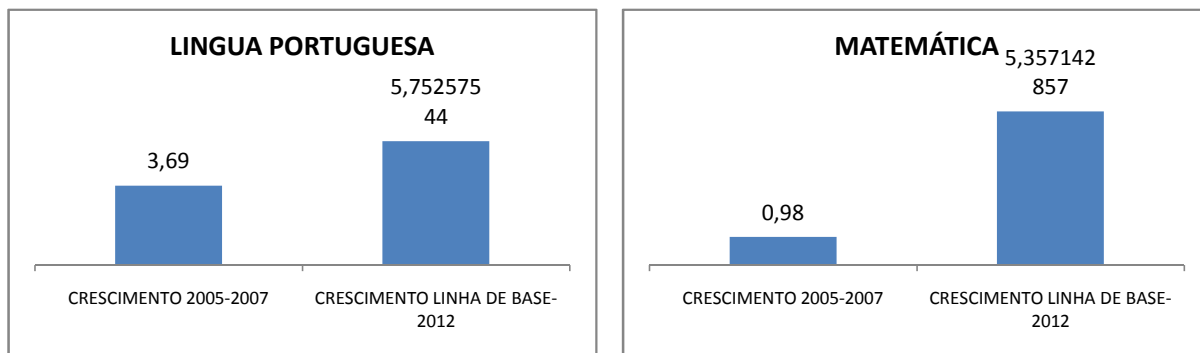


### COMPARATIVO DE CRESCIMENTO - PROVA BRASIL

#### 1º AO 5º ANO

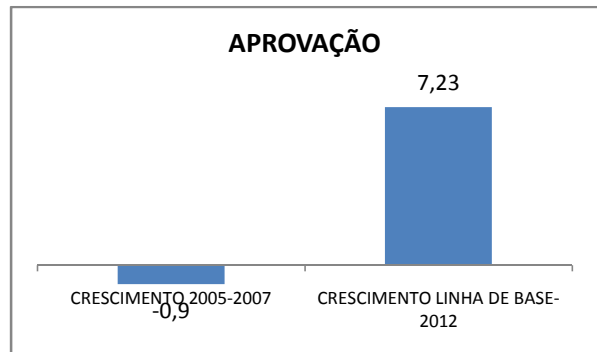
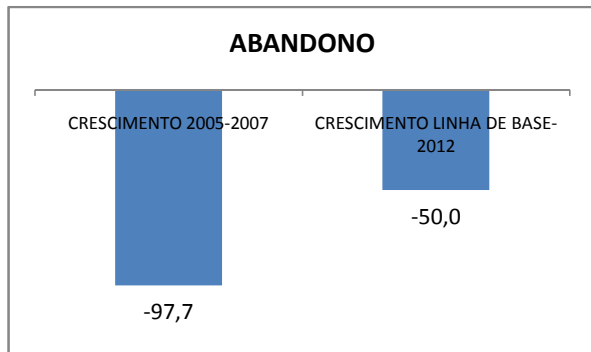


#### 6º AO 9º ANO

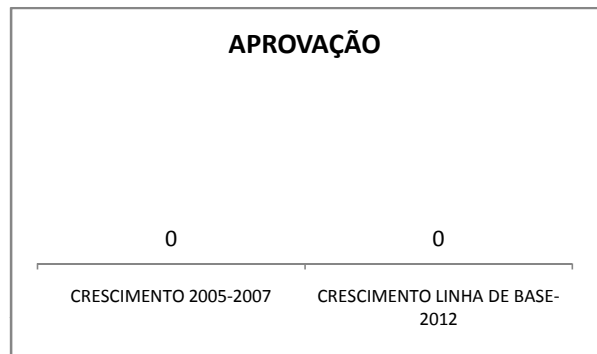
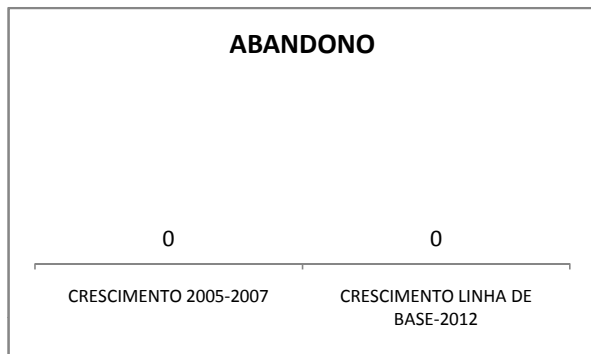




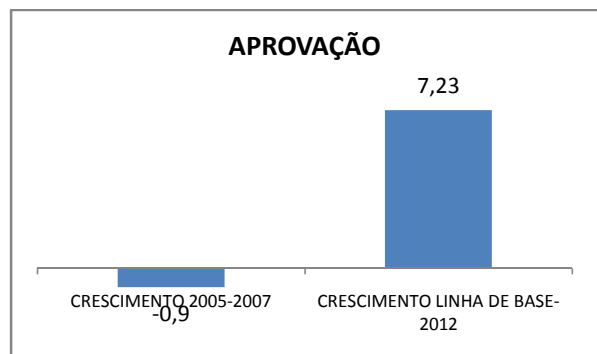
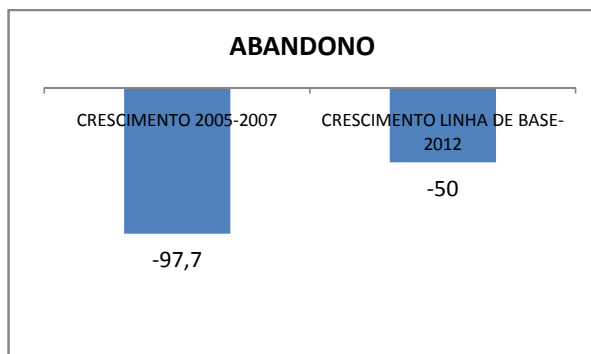
### COMPARATIVO DE CRESCIMENTO - ENSINO FUNDAMENTAL GERAL



#### 1º AO 5º ANO




#### 6º AO 9º ANO






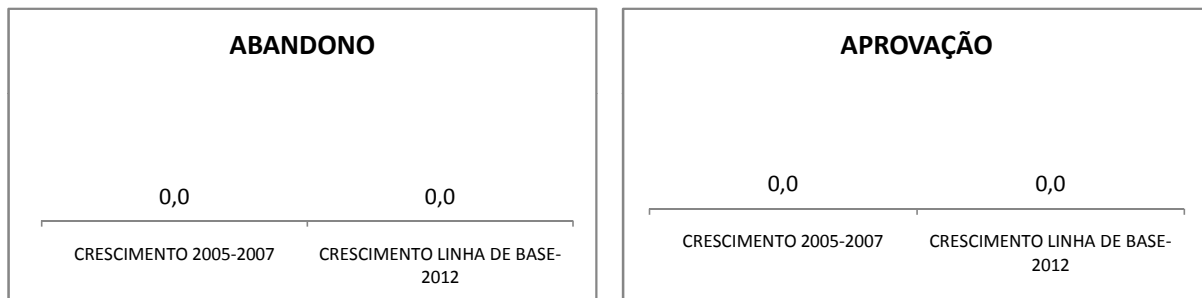
**COMPARATIVO DE CRESCIMENTO - ENSINO MÉDIO  
GERAL**




**1º ANO**




**2º ANO**



**3º ANO**



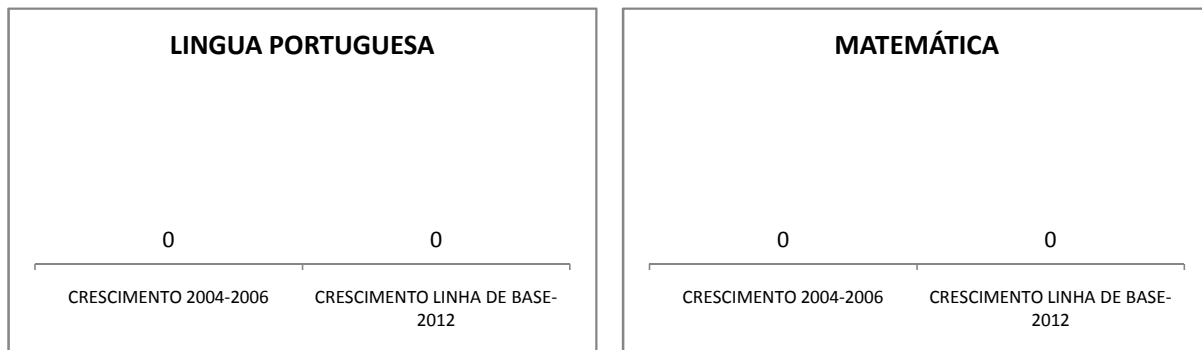
**4º ANO**



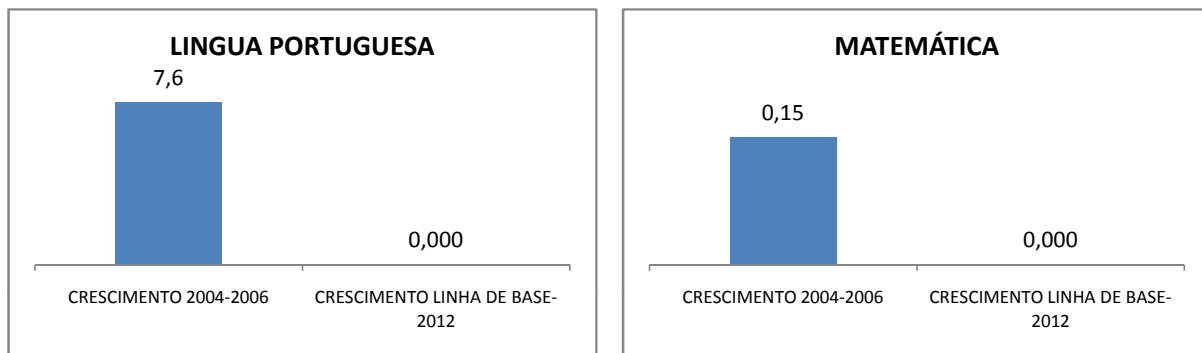


### COMPARATIVO DE CRESCIMENTO - SPAECE

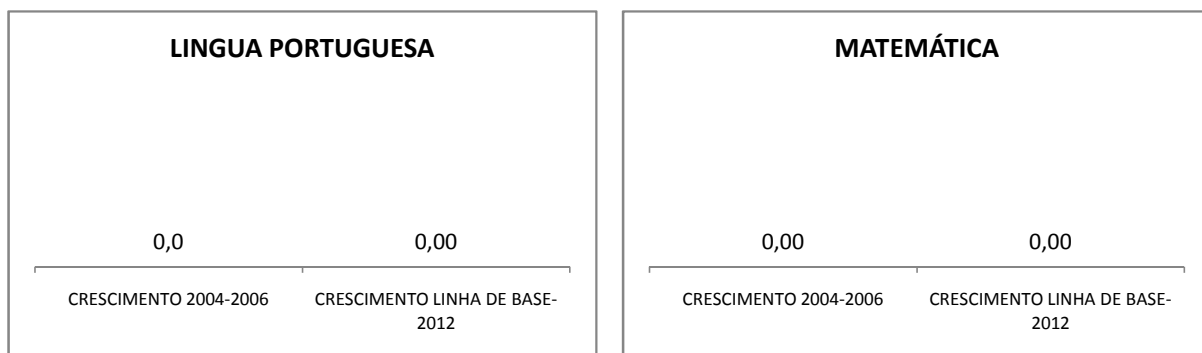
#### ENSINO FUNDAMENTAL - 5º ANO



#### ENSINO FUNDAMENTAL - 9º ANO



#### ENSINO MÉDIO - 3º ANO



#### CRESCIMENTO - ENEM

