



ANO BASE MATRÍCULA: 2009

MODALIDADE/NÍVEL	MATRÍCULA								
	LINHA DE BASE			TOTAL		DIURNO		NOTURNO	
	2009-TOTAL	2009-DIURNO	2009-NOTURNO	2010	2012	2010	2012	2010	2012
ENSINO MÉDIO GERAL	470	312	158	470		312		158	
ENSINO MÉDIO 1º ANO	160	110	50	160		110		50	
ENSINO MÉDIO 2º ANO	130	81	49	130		81		49	
ENSINO MÉDIO 3º ANO	107	72	35	107		72		35	
ENSINO MÉDIO 4º ANO	73	49	24	73		73		24	

ANO BASE RENDIMENTO: 2007

MODALIDADE/NÍVEL	ABANDONO									
	GERAL				DIURNO			NOTURNO		
	LINHA DE BASE	2009	2010	2012	2009	2010	2012	2009	2010	2012
ENSINO MÉDIO GERAL	17,8	22,9	0	17,22		0			0	
ENSINO MÉDIO 1º ANO	31,8	32,9	0	24,71		0			0	
ENSINO MÉDIO 2º ANO	25	24,55	0	18,48		0			0	
ENSINO MÉDIO 3º ANO	5,4	17,94	0	13,51		0			0	
ENSINO MÉDIO 4º ANO	0,7	5,2	0	3,92		0			0	

MODALIDADE/NÍVEL	APROVAÇÃO									
	GERAL				DIURNO			NOTURNO		
	LINHA DE BASE	2009	2010	2012	2009	2010	2012	2009	2010	2012
ENSINO MÉDIO GERAL	75,4		0			0			0	
ENSINO MÉDIO 1º ANO	54,1		0			0			0	
ENSINO MÉDIO 2º ANO	68,3		0			0			0	
ENSINO MÉDIO 3º ANO	94,6		0			0			0	
ENSINO MÉDIO 4º ANO	98,6		0			0			0	



ANO BASE MATRÍCULA: 2009

MODALIDADE/NÍVEL	MATRÍCULA								
	LINHA DE BASE			TOTAL		DIURNO		NOTURNO	
	2009-TOTAL	2009-DIURNO	2009-NOTURNO	2010	2012	2010	2012	2010	2012
ENSINO FUNDAMENTAL GERAL	0	0	0	0		0		0	
ENSINO FUNDAMENTAL 1º AO 5º ANO	0	0	0	0		0		0	
ENSINO FUNDAMENTAL 6º AO 9º ANO	0	0	0	0		0		0	

ANO BASE RENDIMENTO: 2007

MODALIDADE/NÍVEL	ABANDONO									
	GERAL				DIURNO			NOTURNO		
	LINHA DE BASE	2009	2010	2012	2009	2010	2012	2009	2010	2012
ENSINO FUNDAMENTAL GERAL	0		0			0			0	
ENSINO FUNDAMENTAL 1º AO 5º ANO	0		0			0			0	
ENSINO FUNDAMENTAL 6º AO 9º ANO	0		0			0			0	

MODALIDADE/NÍVEL	APROVAÇÃO									
	GERAL				DIURNO			NOTURNO		
	LINHA DE BASE	2009	2010	2012	2009	2010	2012	2009	2010	2012
ENSINO FUNDAMENTAL GERAL	0		0			0			0	
ENSINO FUNDAMENTAL 1º AO 5º ANO	0		0			0			0	
ENSINO FUNDAMENTAL 6º AO 9º ANO	0		0			0			0	



ANO BASE MATRÍCULA: 2009

MODALIDADE/NÍVEL	MATRÍCULA								
	LINHA DE BASE			TOTAL		DIURNO		NOTURNO	
	2009-TOTAL	2009-DIURNO	2009-NOTURNO	2010	2012	2010	2012	2010	2012
EJA GERAL	0	0	0	0	#VALOR!			0	#VALOR!
EJA FUNDAMENTAL	0	0	0	0	#VALOR!			0	#VALOR!
EJA MÉDIO	0	0	0	0	#VALOR!			0	#VALOR!

ANO BASE RENDIMENTO: 2007

MODALIDADE/NÍVEL	ABANDONO									
	GERAL				DIURNO			NOTURNO		
	LINHA DE BASE	2009	2010	2012	2009	2010	2012	2009	2010	2012
EJA GERAL										

MODALIDADE/NÍVEL	APROVAÇÃO									
	GERAL				DIURNO			NOTURNO		
	LINHA DE BASE	2009	2010	2012	2009	2010	2012	2009	2010	2012
EJA GERAL			0						0	



ANO BASE IDEB E PROVA BRASIL: 2007

MODALIDADE/NÍVEL	IDEB E PROVA BRASIL								
	IDEB			LÍNGUA PORTUGUESA			MATEMÁTICA		
	LINHA DE BASE	2009	2012	LINHA DE BASE	2009	2012	LINHA DE BASE	2009	2012
ENSINO FUNDAMENTAL 1º AO 5º ANO	0			0			0		
ENSINO FUNDAMENTAL 6º AO 9º ANO	0			0			0		

ANO BASE SPAECE: 2006

MODALIDADE/NÍVEL	SPAECE							
	LÍNGUA PORTUGUESA				MATEMÁTICA			
	LINHA DE BASE	2009	2010	2012	LINHA DE BASE	2009	2010	2012
ENSINO FUNDAMENTAL 5º ANO			0				0	
ENSINO FUNDAMENTAL 9º ANO			0				0	
ENSINO MÉDIO 3º ANO	229,40		0		247,53		0	

ANO BASE ENEM: 2007

MODALIDADE/NÍVEL	ENEM							
	NÚMERO DE PARTICIPANTES				Redação e Prova Objetiva (média)			
	LINHA DE BASE	2009	2010	2012	LINHA DE BASE	2009	2010	2012
ENSINO MÉDIO	42		0		50,33		0	

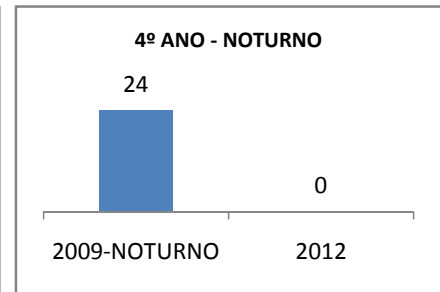
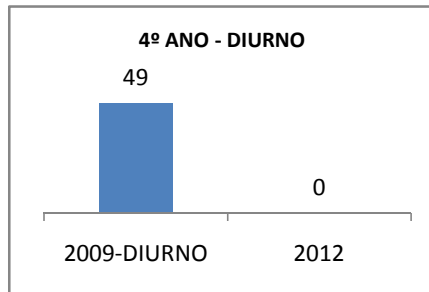
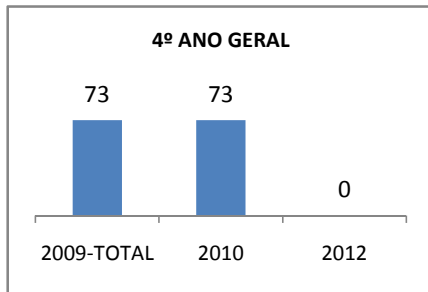
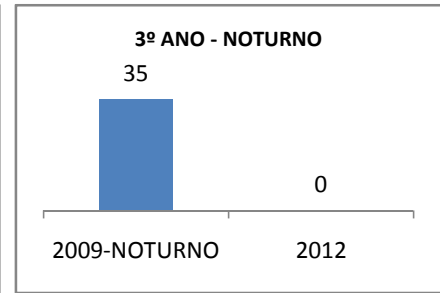
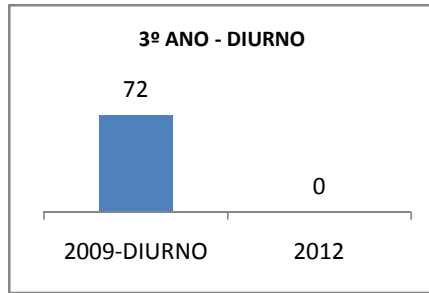
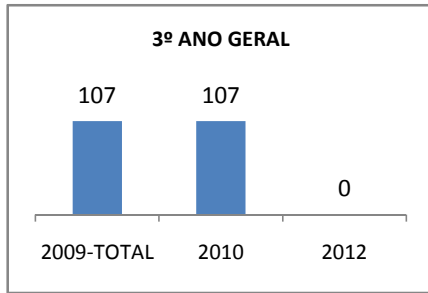
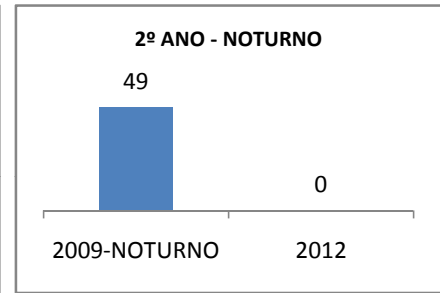
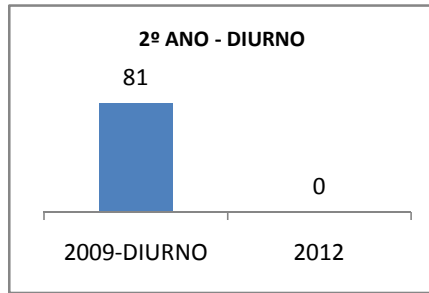
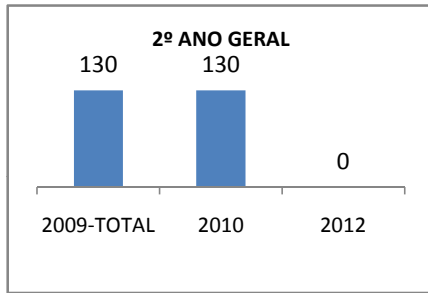
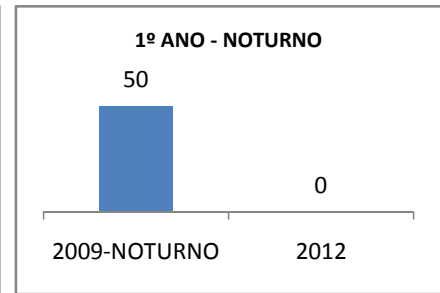
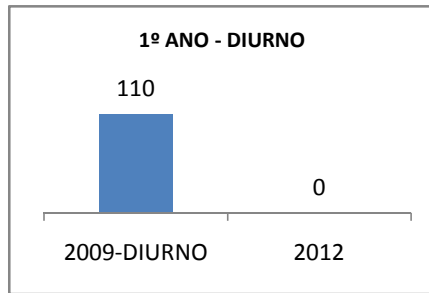
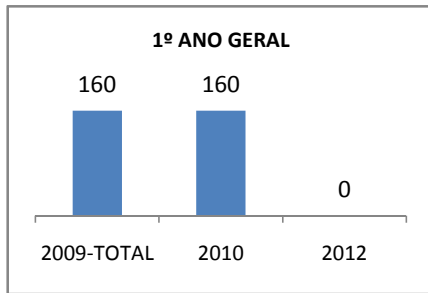
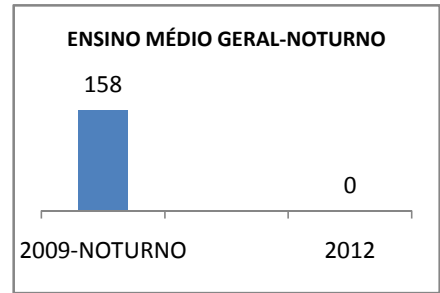
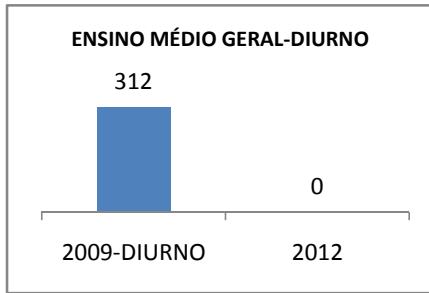
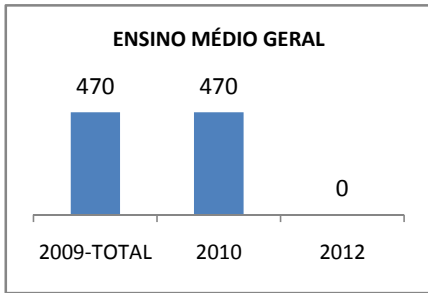
ANO BASE VESTIBULAR:

MODALIDADE/NÍVEL	VESTIBULAR							
	NÚMERO DE INSCRITOS				APROVADOS			
	LINHA DE BASE	2009	2010	2012	LINHA DE BASE	2009	2010	2012
ENSINO MÉDIO			0				0	

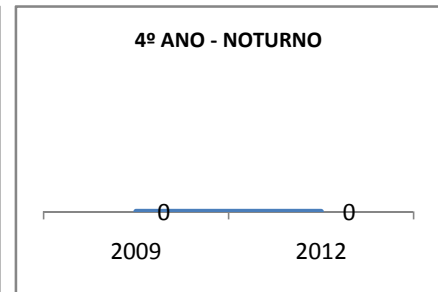
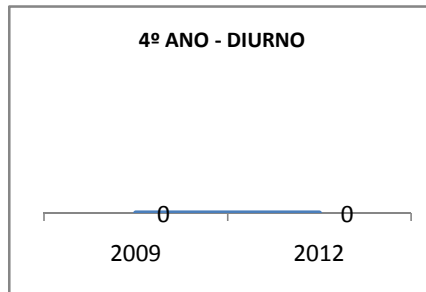
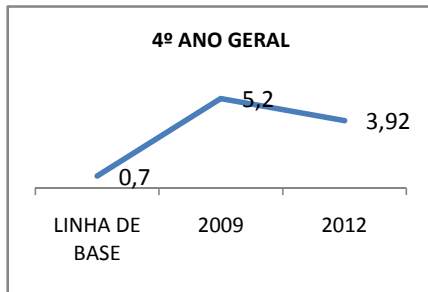
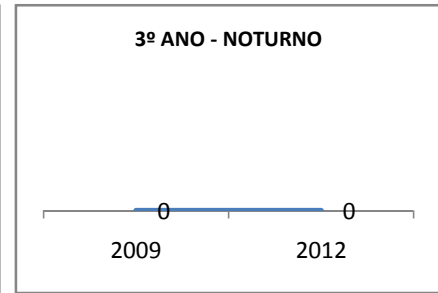
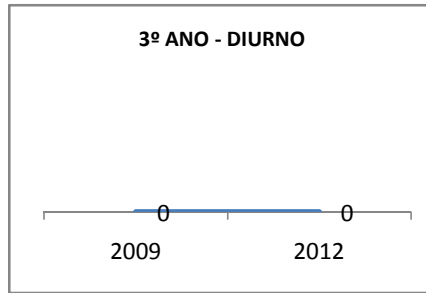
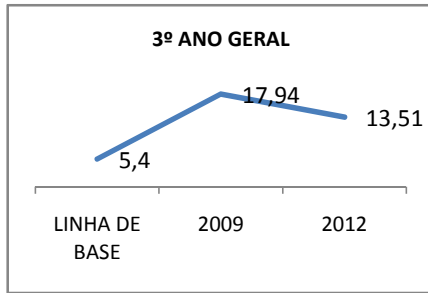
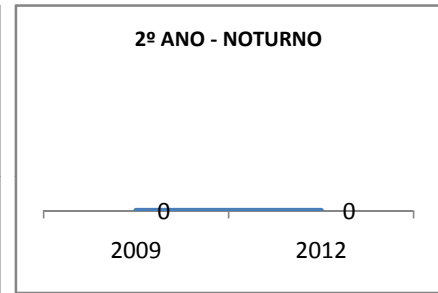
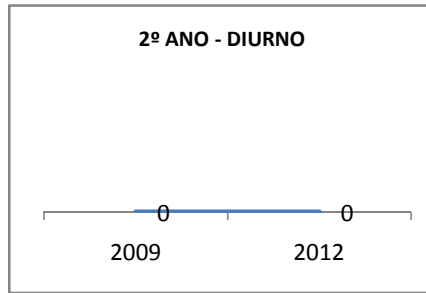
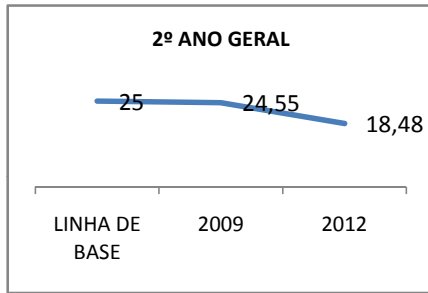
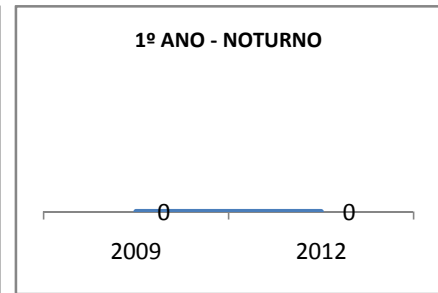
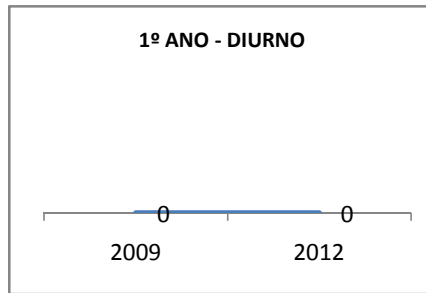
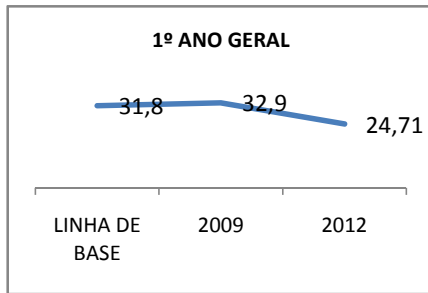
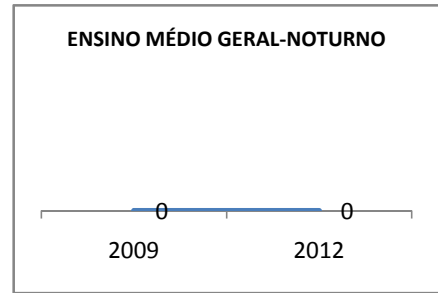
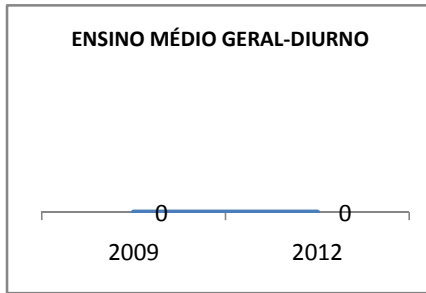
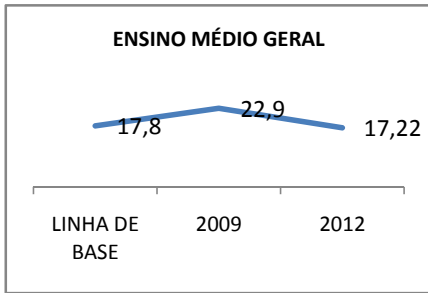


OLIMPÍADAS	OLIMPÍADAS NACIONAIS							
	NUMERO DE INSCRITOS				RESULTADO			
	LINHA DE BASE	2009	2010	2012	LINHA DE BASE	2009	2010	2012
LÍNGUA PORTUGUESA			0				0	
MATEMÁTICA			0				0	
FÍSICA			0				0	
QUÍMICA			0				0	
ASTRONOMIA			0				0	
INFORMÁTICA			0				0	

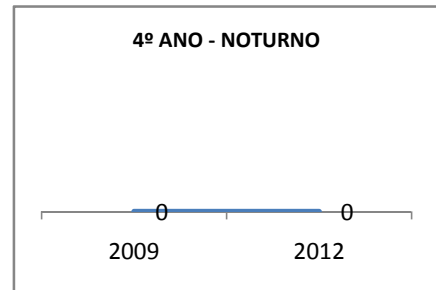
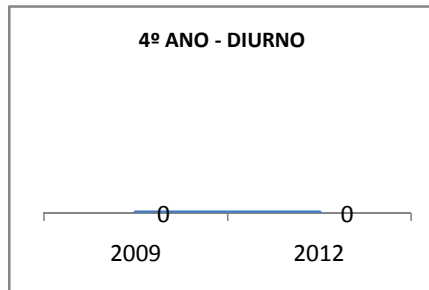
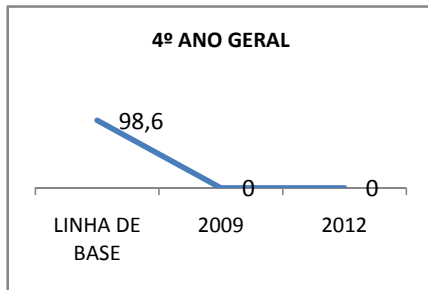
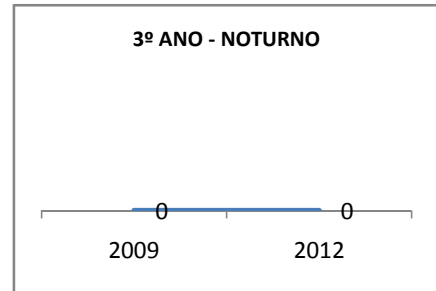
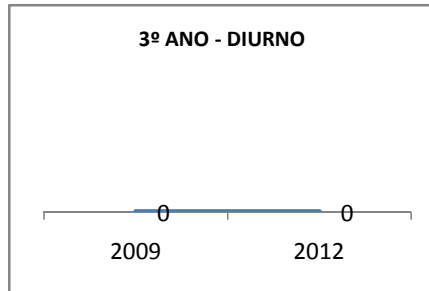
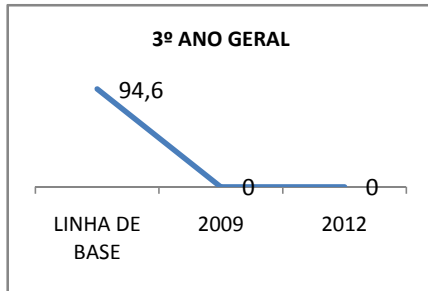
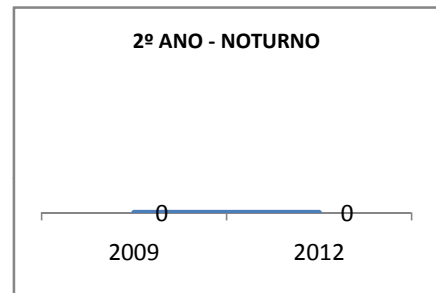
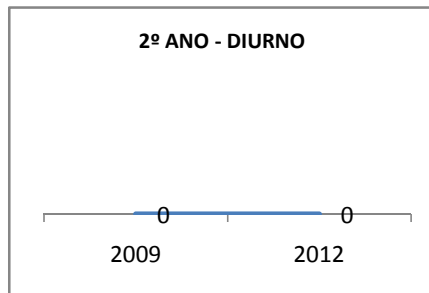
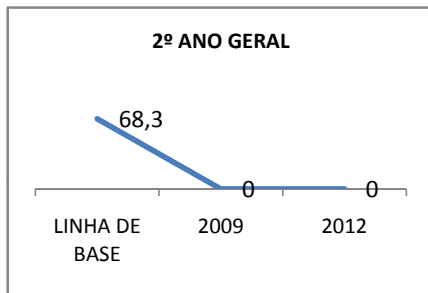
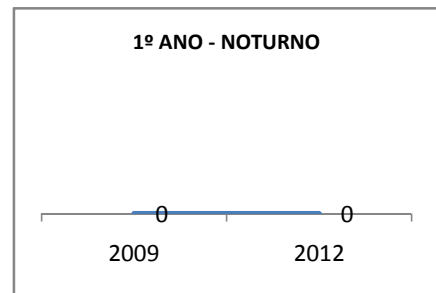
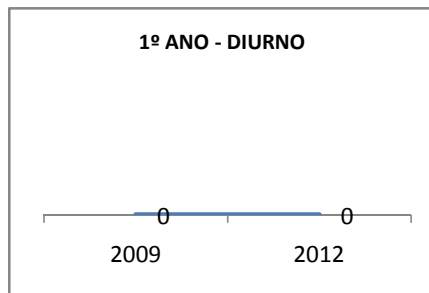
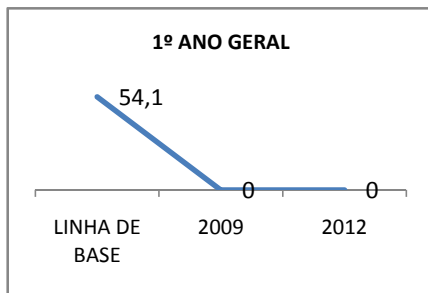
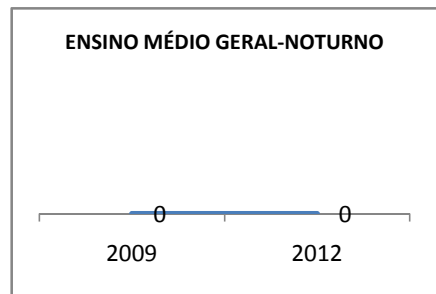
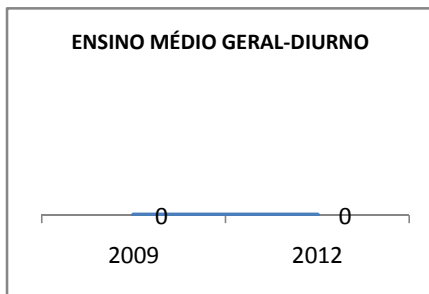
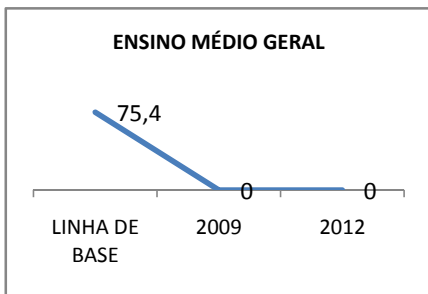
**MATRÍCULA ENSINO MÉDIO**



**ABANDONO ENSINO MÉDIO**




### APROVAÇÃO ENSINO MÉDIO

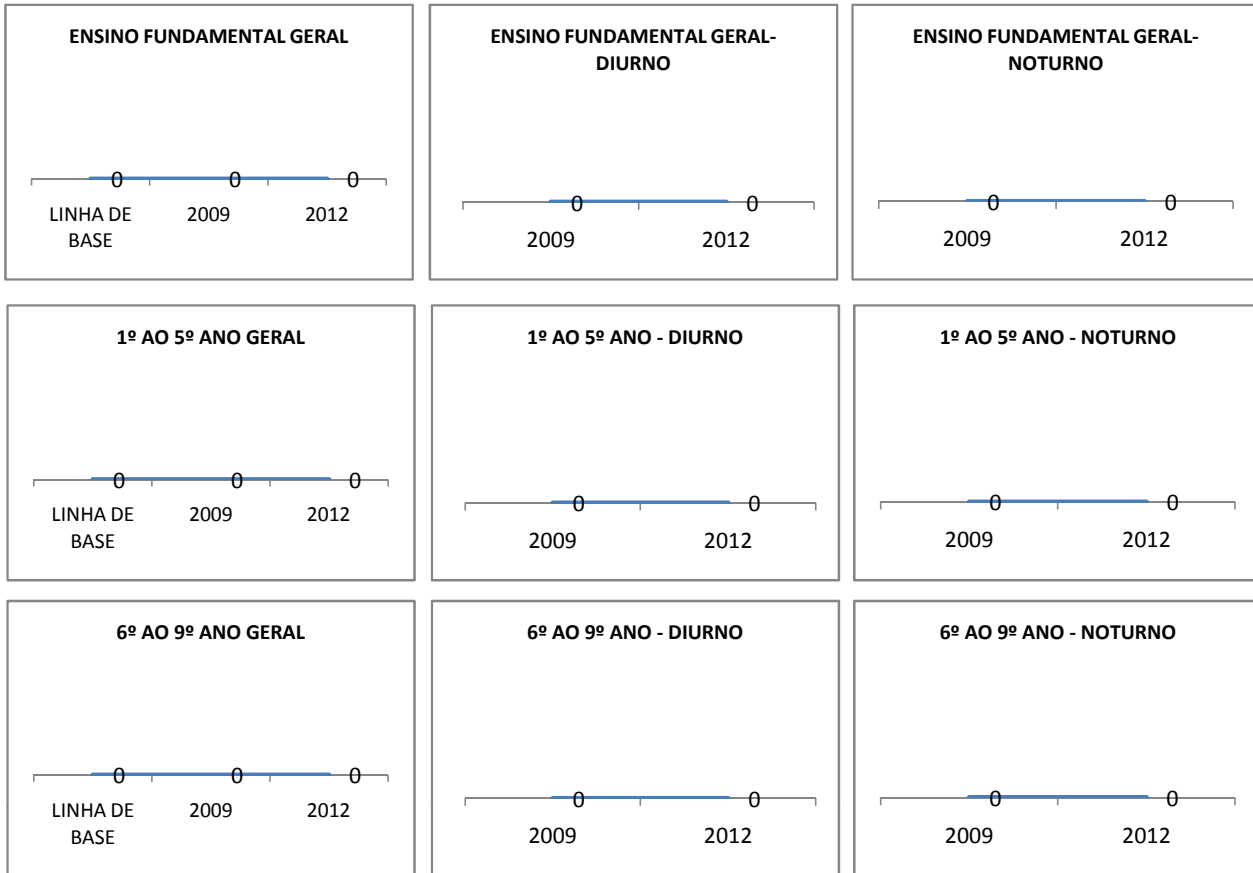




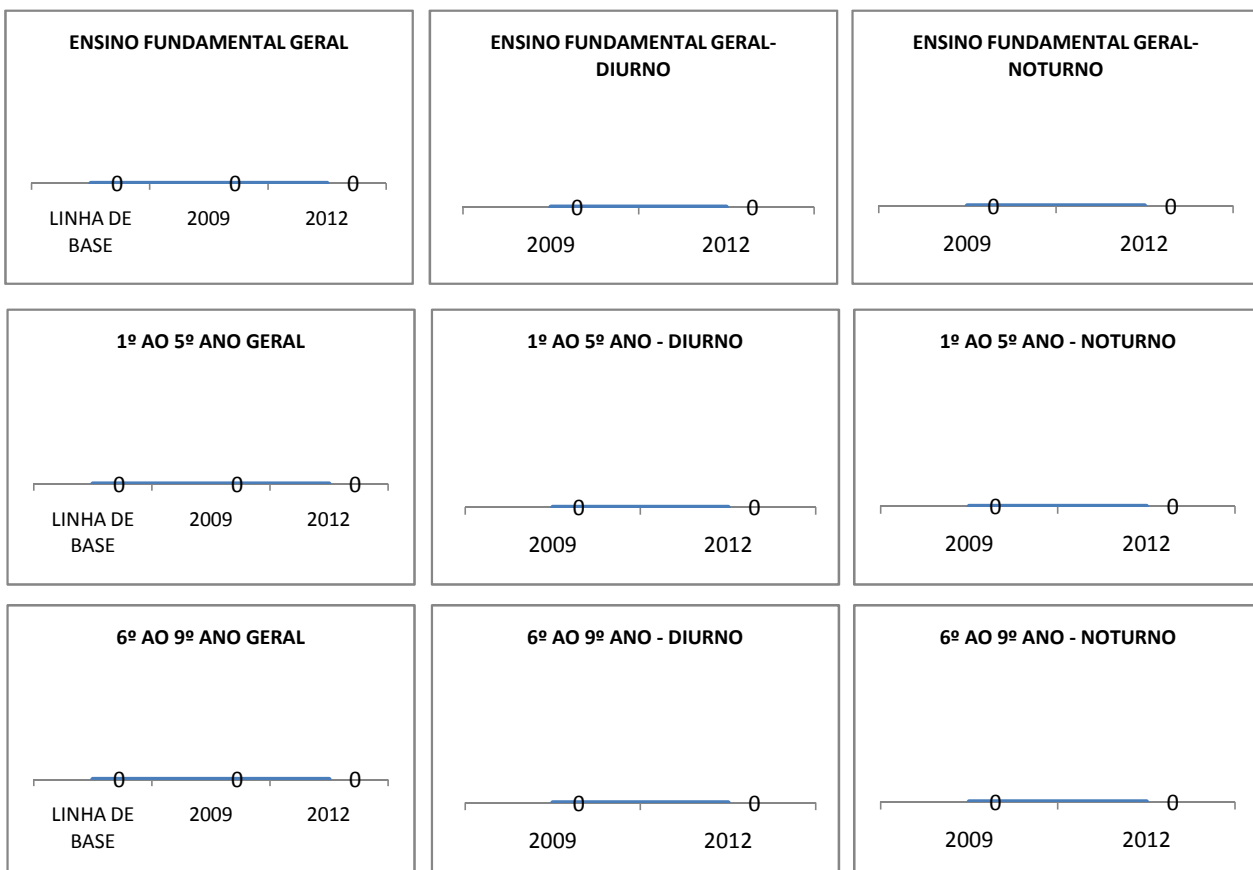
**MATRÍCULA ENSINO FUNDAMENTAL**




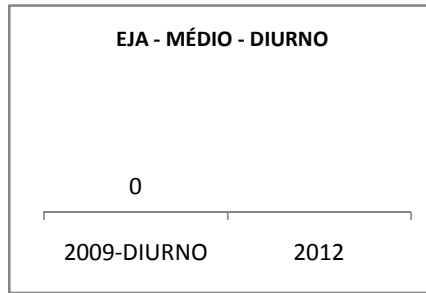
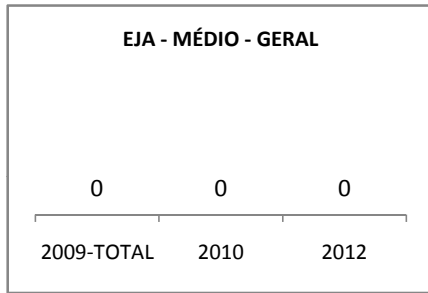
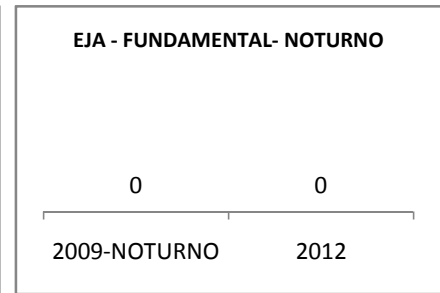
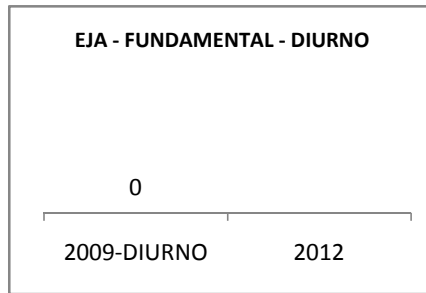
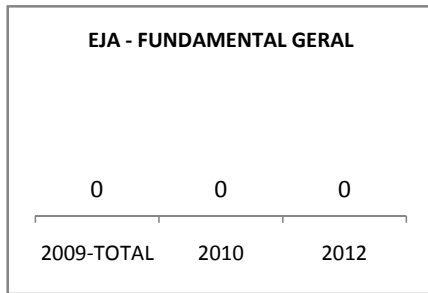

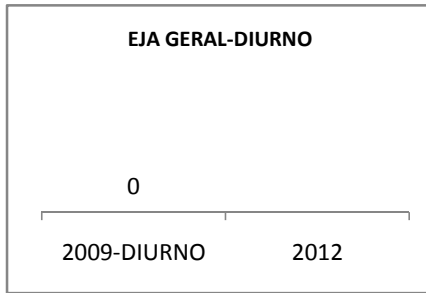
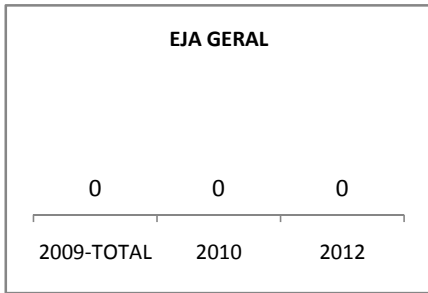
**ABANDONO ENSINO FUNDAMENTAL**



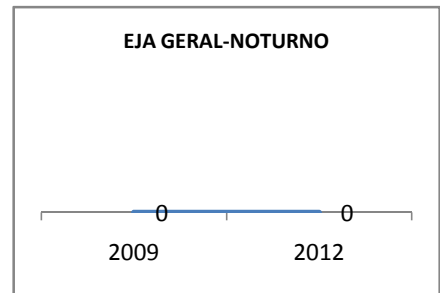
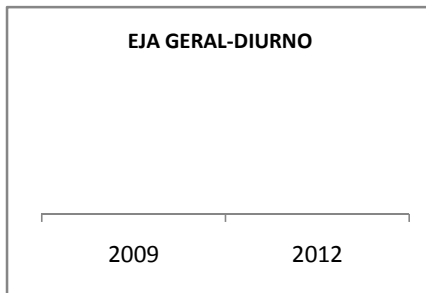
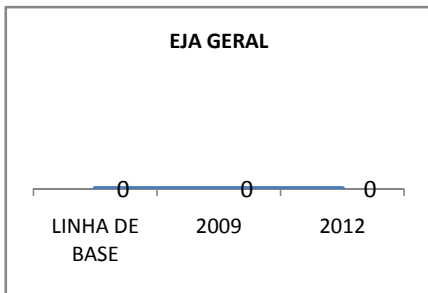
**APROVAÇÃO ENSINO FUNDAMENTAL**



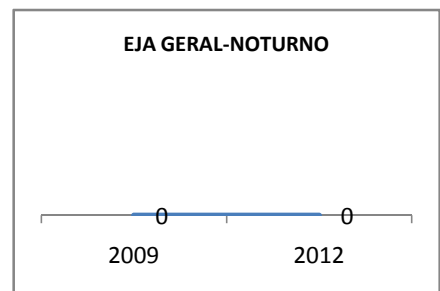
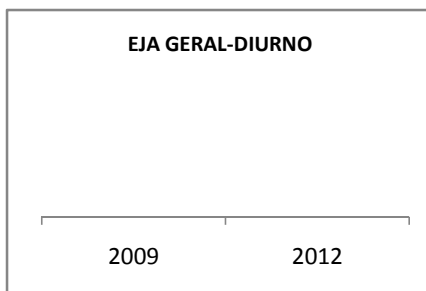
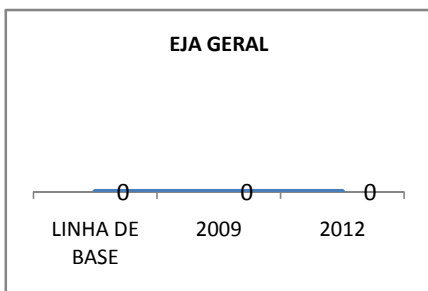
**MATRÍCULA EDUCAÇÃO DE JOVENS E ADULTOS - PRESENCIAL**



**ABANDONO EJA**



**APROVAÇÃO EJA**

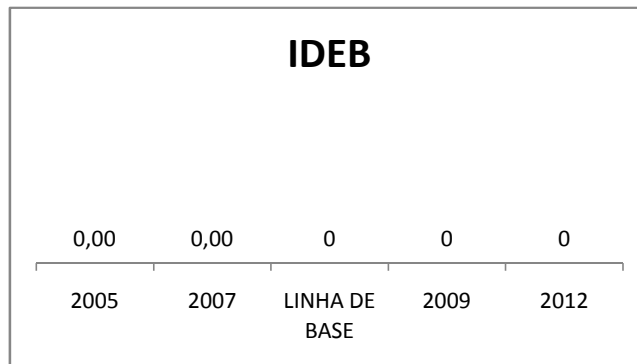


**OUTRAS METAS**

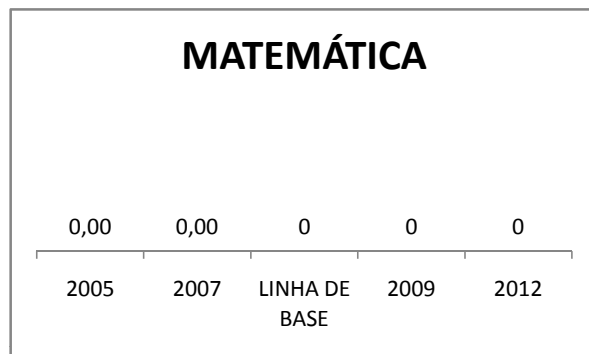

META DESCRICÃO	ANO BASE	PÚBLICO	LINHA DE BASE	META
PARTICIPAR DA REFORMULAÇÃO DA PROPOSTA PEDAGOGICA DA ESCOLA NO ANO DE 2009.				
ENVOLVER NO ANO DE 2009 A 2010 A PROJEÇÃO DE 50% DOS MEMBROS DA COMUNIDADE ESCOLAR, PRINCIPALMENTE OS ÓRGÃOS COLEGIADOS, NAS AÇÕES REALIZADAS PELA MESMA.				
OPORTUNIZAR A TODOS OS ALUNOS ESTAGIARIOS DAS TURMAS DO 4º ANO DO CURSO NORMAL, JUNTO A SME, NOVAS METODOLOGIAS DE ENSINO ATRAVÉS DO PAIC, NO ANO DE 2009.				
AUMENTAR EM 100% A PARTICIPAÇÃO DE TODOS OS SEGMENTOS DA ESCOLA NAS AÇÕES DESENVOLVIDAS ATÉ 2012.				
ESTIMULAR PARTICIPAÇÃO DOS ALUNOS NAS AVALIAÇÕES EXTERNAS.				
MELHORAR ÍNDICE DOS RESULTADOS DESSAS AVALIAÇÕES.				



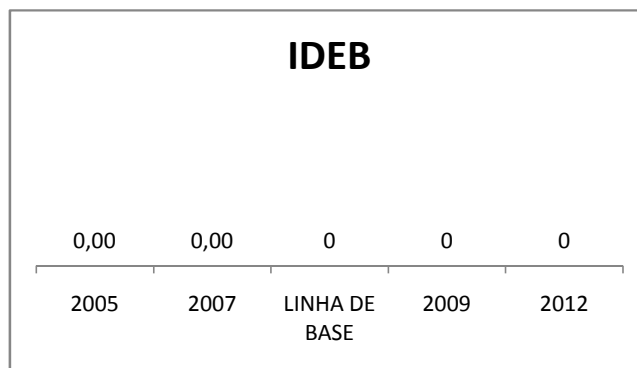
**ENSINO FUNDAMENTAL - 1º AO 5º ANO**



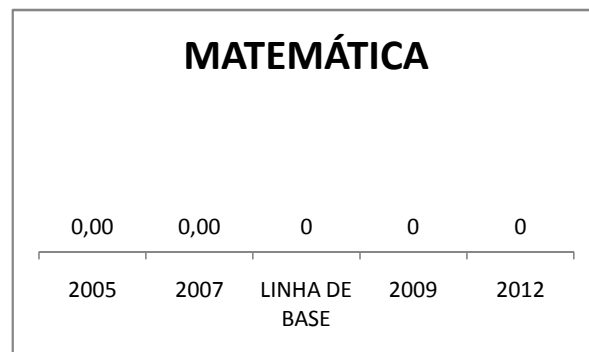

**PROVA BRASIL**



**ENSINO FUNDAMENTAL - 6º AO 9º ANO**



**PROVA BRASIL**





### ENSINO FUNDAMENTAL

#### ABANDONO GERAL

0,00	0,00	0,00	0,0	0,0	0,0
2005	2007	LINHA DE BASE	2009	2010	2012

#### ABANDONO - 1º AO 5º

0,00	0,00	0	0,0	0,0	0,0
2005	2007	LINHA DE BASE	2009	2010	2012

#### ABANDONO - 6º AO 9º

0,00	0,00	0,00	0,0	0,0	0,0
2005	2007	LINHA DE BASE	2009	2010	2012

#### APROVAÇÃO GERAL

0,0	0,0	0	0,0	0	0,0
2005	2007	LINHA DE BASE	2009	2010	2012

#### APROVAÇÃO - 1º AO 5º

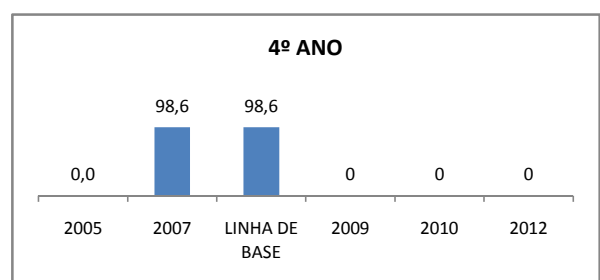
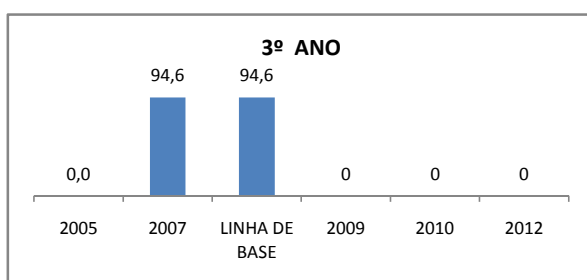
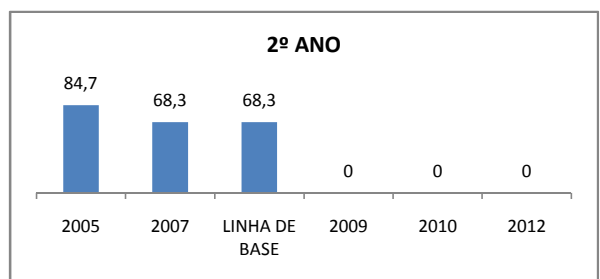
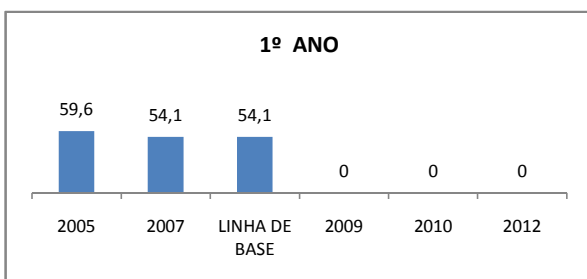
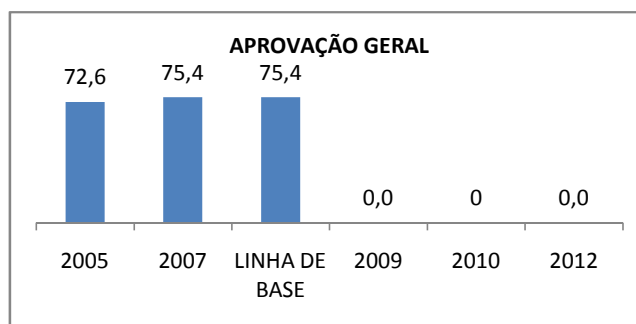
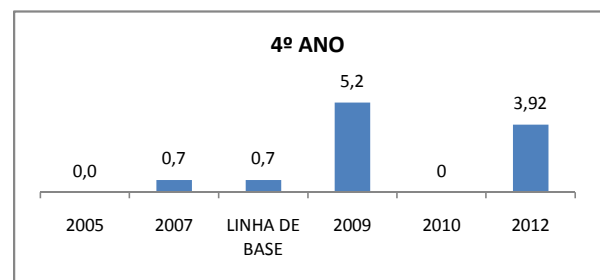
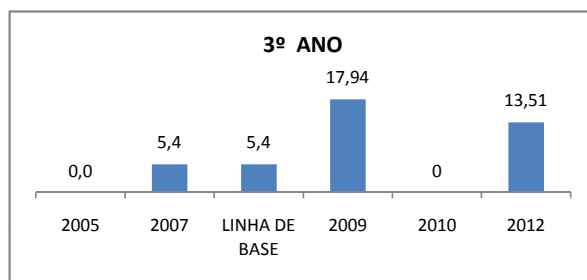
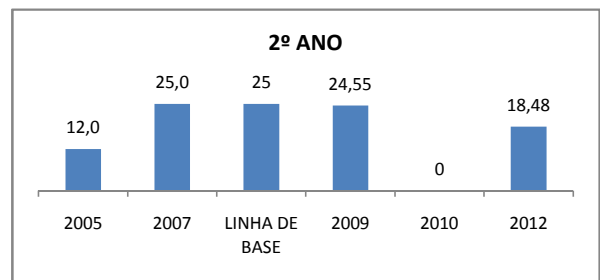
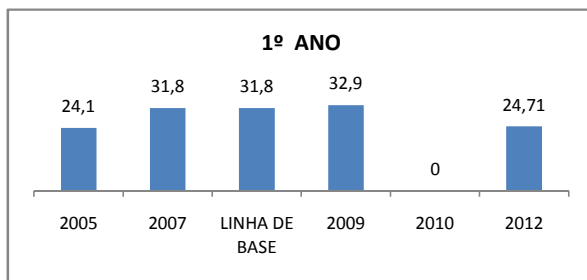
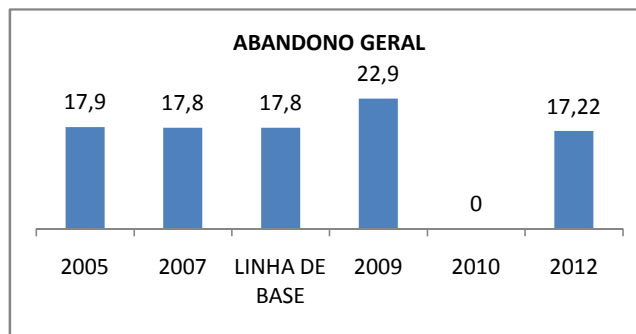
0,0	0,0	0	0	0	0
2005	2007	LINHA DE BASE	2009	2010	2012

#### APROVAÇÃO - 6º AO 9º

0,0	0,0	0	0	0	0,0
2005	2007	LINHA DE BASE	2009	2010	2012



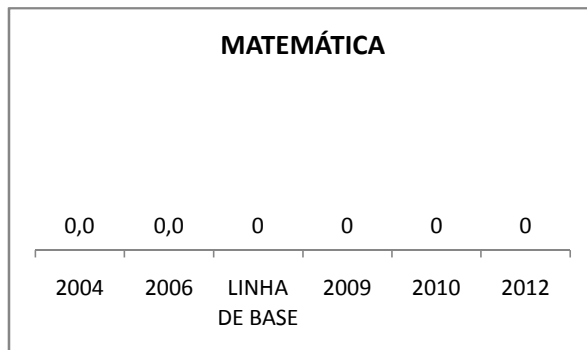

ENSINO MÉDIO



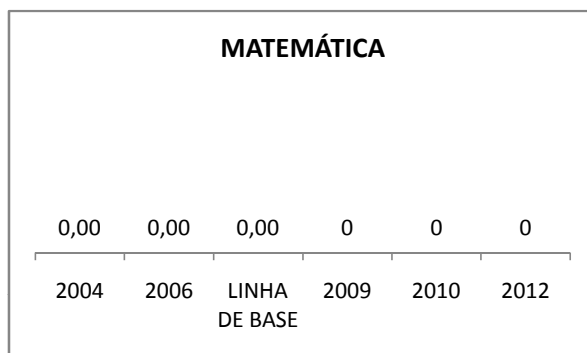
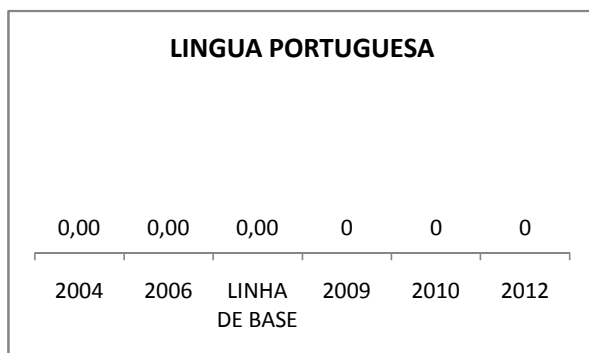


### SPAECE

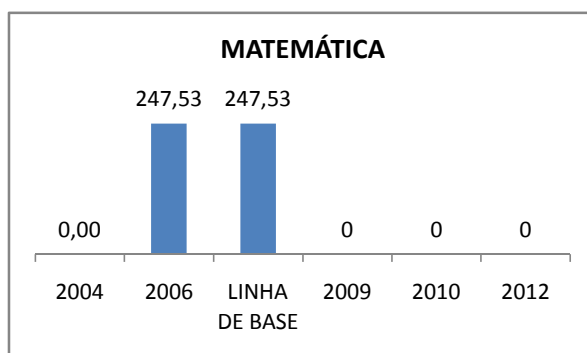
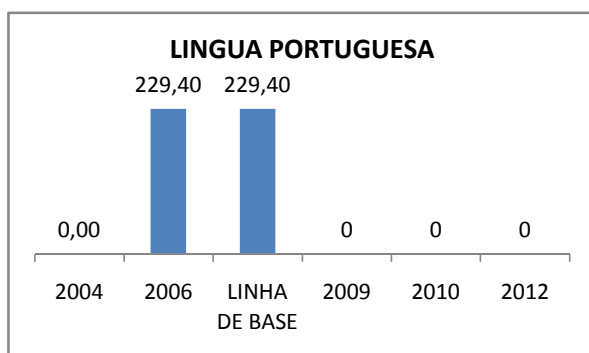
#### ENSINO FUNDAMENTAL 5º ANO



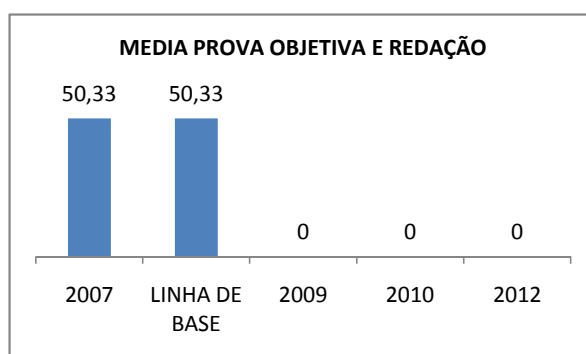
#### ENSINO FUNDAMENTAL 9º ANO



#### ENSINO MÉDIO 3º ANO



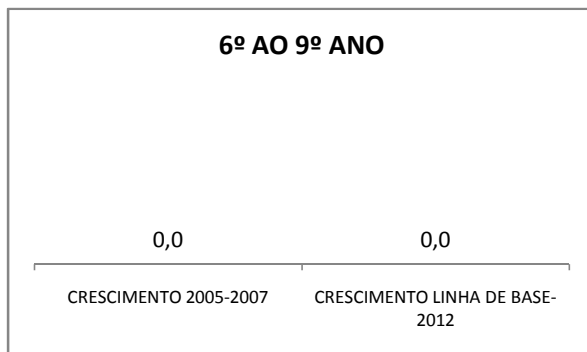
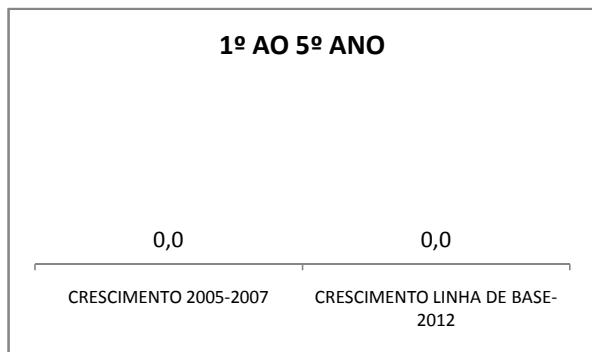
### ENEM









### COMPARATIVO DE CRESCIMENTO - IDEB





### COMPARATIVO DE CRESCIMENTO - PROVA BRASIL

#### 1º AO 5º ANO

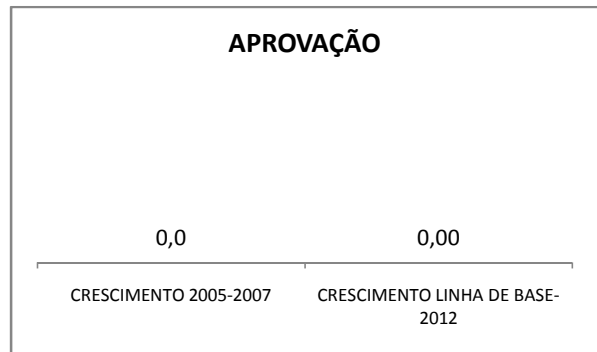
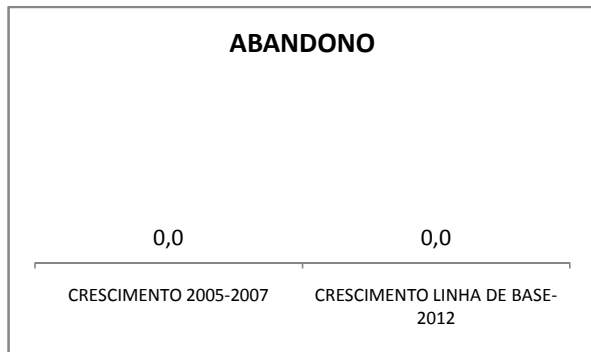


#### 6º AO 9º ANO

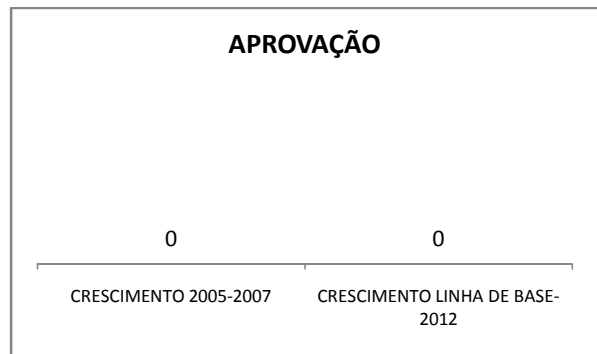
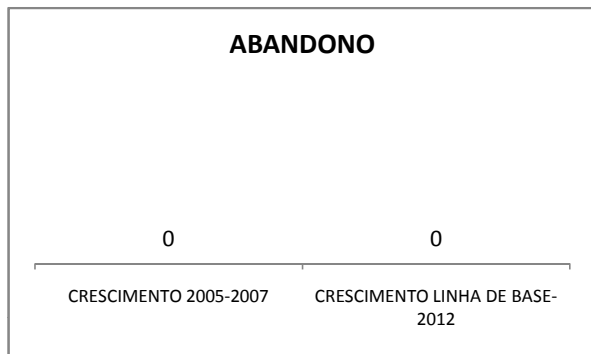




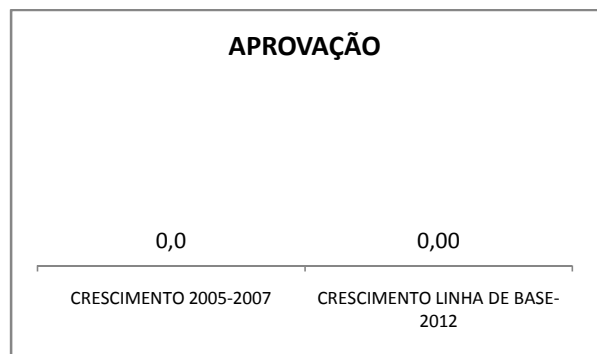
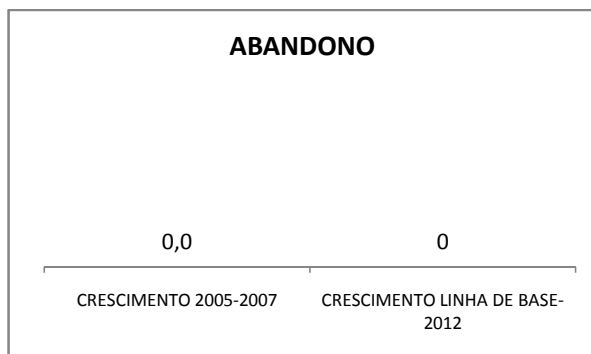
**COMPARATIVO DE CRESCIMENTO - ENSINO FUNDAMENTAL  
GERAL**



**1º AO 5º ANO**

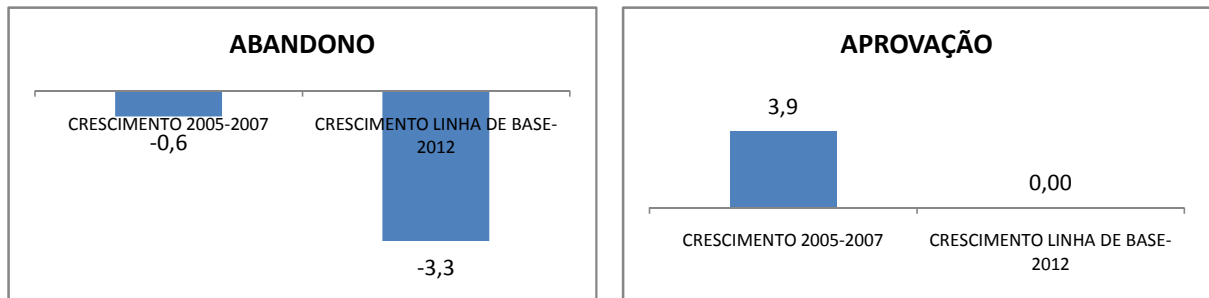


**6º AO 9º ANO**

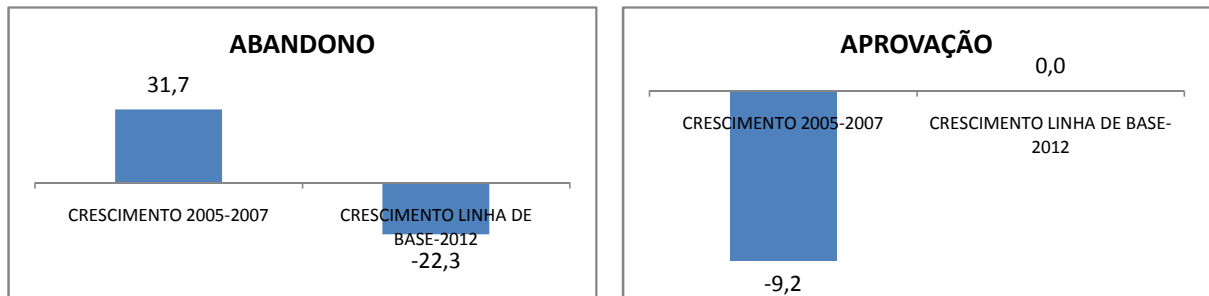




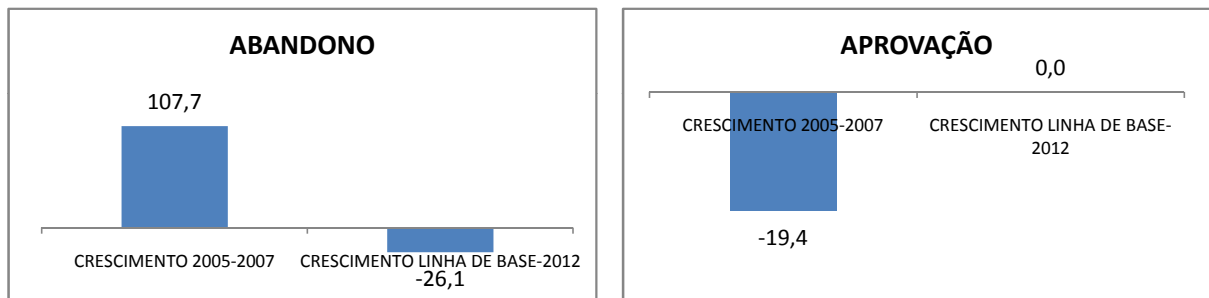
COMPARATIVO DE CRESCIMENTO - ENSINO MÉDIO  
GERAL



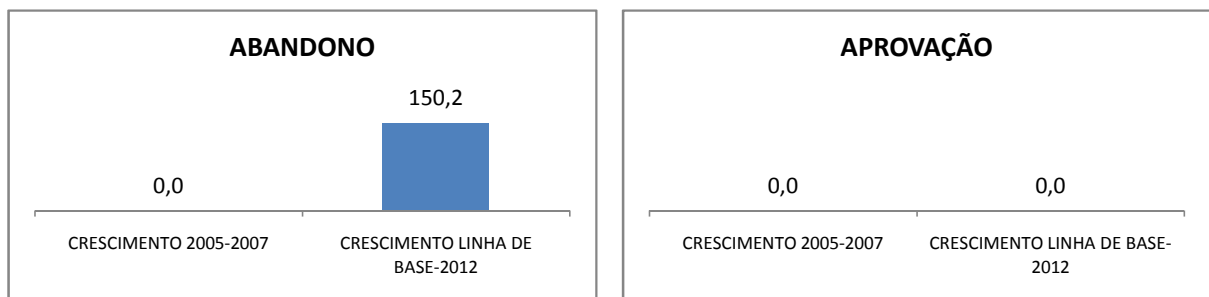
1º ANO



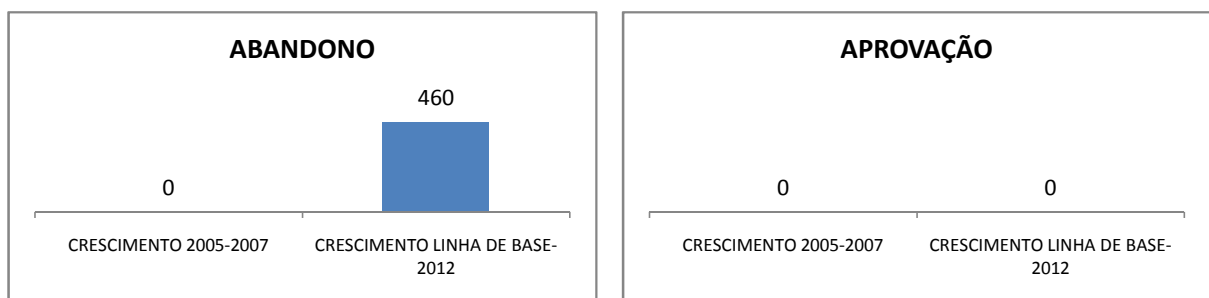
2º ANO



3º ANO



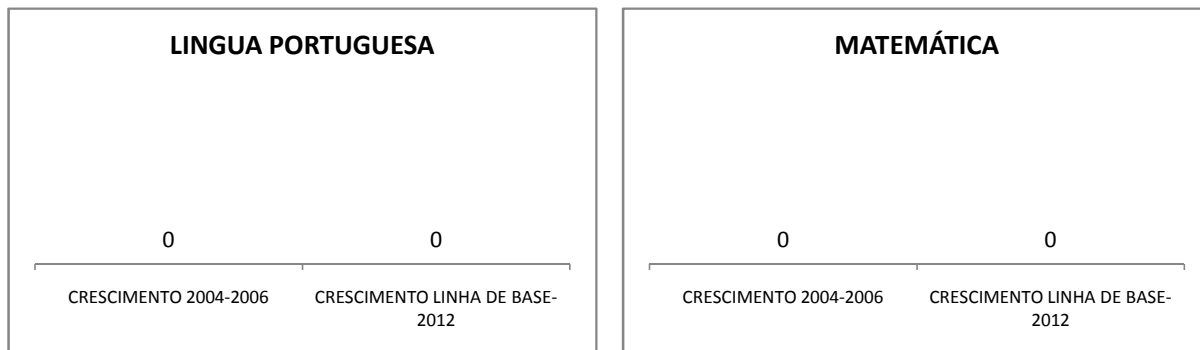
4º ANO






### COMPARATIVO DE CRESCIMENTO - SPAECE


#### ENSINO FUNDAMENTAL - 5º ANO



#### ENSINO FUNDAMENTAL - 9º ANO



#### ENSINO MÉDIO - 3º ANO



#### CRESCIMENTO - ENEM

