



ANO BASE MATRÍCULA: 2009

MODALIDADE/NÍVEL	MATRÍCULA								
	LINHA DE BASE			TOTAL		DIURNO		NOTURNO	
	2009-TOTAL	2009-DIURNO	2009-NOTURNO	2010	2012	2010	2012	2010	2012
ENSINO MÉDIO GERAL	336	87	249	380	427				
ENSINO MÉDIO 1º ANO	118	37	81	170	170				
ENSINO MÉDIO 2º ANO	113	50	63	118	137				
ENSINO MÉDIO 3º ANO	105	0	105	202	120				
ENSINO MÉDIO 4º ANO	0	0	0						

ANO BASE RENDIMENTO: 2007

MODALIDADE/NÍVEL	ABANDONO									
	LINHA DE BASE	GERAL			DIURNO			NOTURNO		
		2009	2010	2012	2009	2010	2012	2009	2010	2012
ENSINO MÉDIO GERAL	12,6	0	11,3	12,6	0			0		
ENSINO MÉDIO 1º ANO	21,7	0	19,4	17,2	0			0		
ENSINO MÉDIO 2º ANO	5,4	0	4,8	4,2	0			0		
ENSINO MÉDIO 3º ANO	3,6	0	3,2	2,8	0			0		
ENSINO MÉDIO 4º ANO	0	0			0			0		

MODALIDADE/NÍVEL	APROVAÇÃO									
	LINHA DE BASE	GERAL			DIURNO			NOTURNO		
		2009	2010	2012	2009	2010	2012	2009	2010	2012
ENSINO MÉDIO GERAL	82	0			0			0		
ENSINO MÉDIO 1º ANO	68,1	0			0			0		
ENSINO MÉDIO 2º ANO	92,4	0			0			0		
ENSINO MÉDIO 3º ANO	96,4	0			0			0		
ENSINO MÉDIO 4º ANO	0	0			0			0		



ANO BASE MATRÍCULA: 2009

MODALIDADE/NÍVEL	MATRÍCULA								
	LINHA DE BASE			TOTAL		DIURNO		NOTURNO	
	2009-TOTAL	2009-DIURNO	2009-NOTURNO	2010	2012	2010	2012	2010	2012
ENSINO FUNDAMENTAL GERAL	0	0	0						
ENSINO FUNDAMENTAL 1º AO 5º ANO	0	0	0						
ENSINO FUNDAMENTAL 6º AO 9º ANO	0	0	0						

ANO BASE RENDIMENTO: 2007

MODALIDADE/NÍVEL	ABANDONO									
	GERAL				DIURNO			NOTURNO		
	LINHA DE BASE	2009	2010	2012	2009	2010	2012	2009	2010	2012
ENSINO FUNDAMENTAL GERAL	0	0			0			0		
ENSINO FUNDAMENTAL 1º AO 5º ANO	0	0			0			0		
ENSINO FUNDAMENTAL 6º AO 9º ANO	0	0			0			0		

MODALIDADE/NÍVEL	APROVAÇÃO									
	GERAL				DIURNO			NOTURNO		
	LINHA DE BASE	2009	2010	2012	2009	2010	2012	2009	2010	2012
ENSINO FUNDAMENTAL GERAL	0	0			0			0		
ENSINO FUNDAMENTAL 1º AO 5º ANO	0	0			0			0		
ENSINO FUNDAMENTAL 6º AO 9º ANO	0	0			0			0		



ANO BASE MATRÍCULA: 2009

MODALIDADE/NÍVEL	MATRÍCULA								
	LINHA DE BASE			TOTAL		DIURNO		NOTURNO	
	2009-TOTAL	2009-DIURNO	2009-NOTURNO	2010	2012	2010	2012	2010	2012
EJA GERAL	0	0	0	#VALOR!	#VALOR!			#VALOR!	#VALOR!
EJA FUNDAMENTAL	0	0	0	#VALOR!	#VALOR!			#VALOR!	#VALOR!
EJA MÉDIO	0	0	0	#VALOR!	#VALOR!			#VALOR!	#VALOR!

ANO BASE RENDIMENTO: 2007

MODALIDADE/NÍVEL	ABANDONO									
	GERAL				DIURNO			NOTURNO		
	LINHA DE BASE	2009	2010	2012	2009	2010	2012	2009	2010	2012
EJA GERAL		0						0		

MODALIDADE/NÍVEL	APROVAÇÃO									
	GERAL				DIURNO			NOTURNO		
	LINHA DE BASE	2009	2010	2012	2009	2010	2012	2009	2010	2012
EJA GERAL		0						0		

ANO BASE IDEB E PROVA BRASIL: 2007

MODALIDADE/NÍVEL	IDEB E PROVA BRASIL								
	IDEB			LÍNGUA PORTUGUESA			MATEMÁTICA		
	LINHA DE BASE	2009	2012	LINHA DE BASE	2009	2012	LINHA DE BASE	2009	2012
ENSINO FUNDAMENTAL 1º AO 5º ANO	0	0		0	0		0	0	
ENSINO FUNDAMENTAL 6º AO 9º ANO	0	0		0	0		0	0	

ANO BASE SPAECE: 2006

MODALIDADE/NÍVEL	SPAECE							
	LÍNGUA PORTUGUESA				MATEMÁTICA			
	LINHA DE BASE	2009	2010	2012	LINHA DE BASE	2009	2010	2012
ENSINO FUNDAMENTAL 5º ANO		0				0		
ENSINO FUNDAMENTAL 9º ANO		0				0		
ENSINO MÉDIO 3º ANO	217,63	0	218,8	220	244,90	0	247,4	250

ANO BASE ENEM: 2007

MODALIDADE/NÍVEL	ENEM							
	NÚMERO DE PARTICIPANTES				Redação e Prova Objetiva (média)			
	LINHA DE BASE	2009	2010	2012	LINHA DE BASE	2009	2010	2012
ENSINO MÉDIO	19	0	23,5	25	55,87	0	55,38	55,5


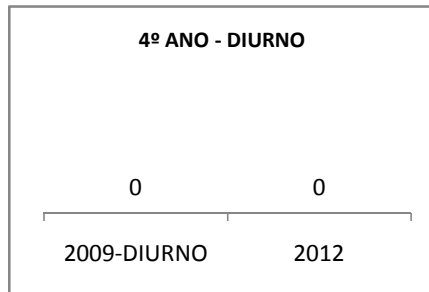
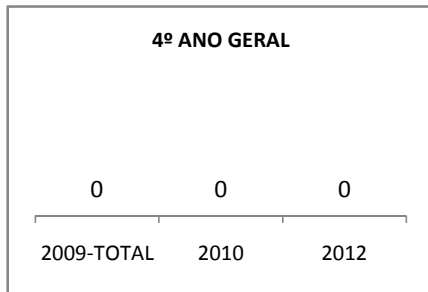
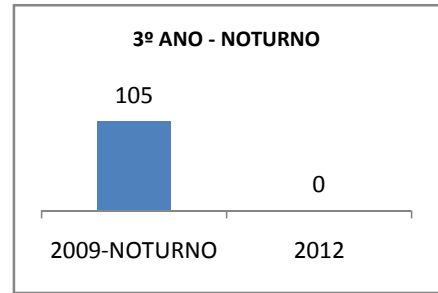
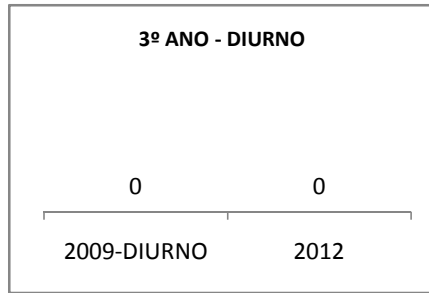
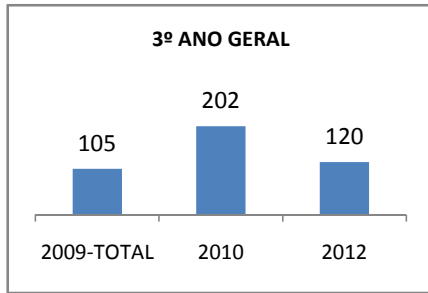
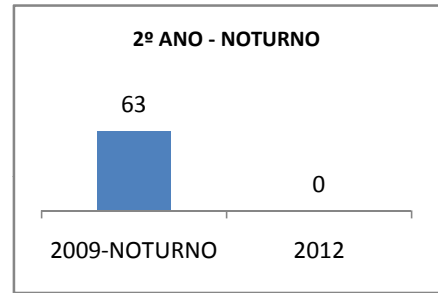
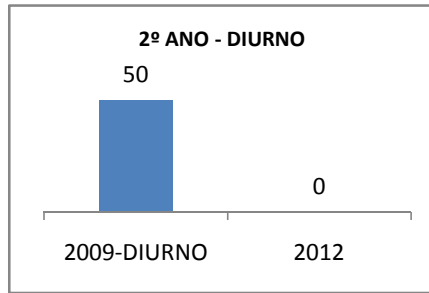
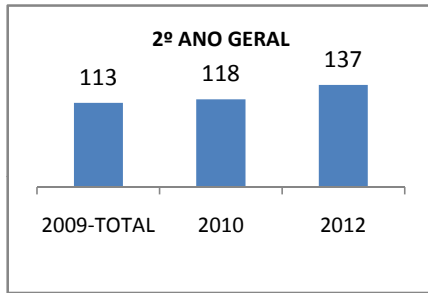
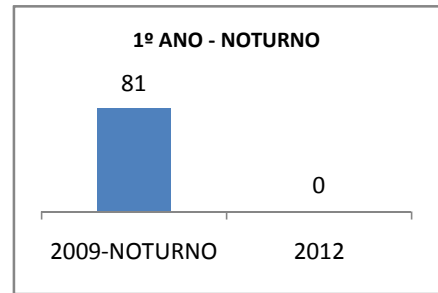
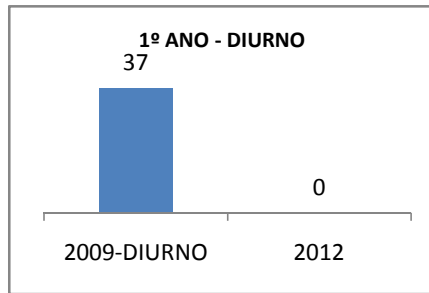
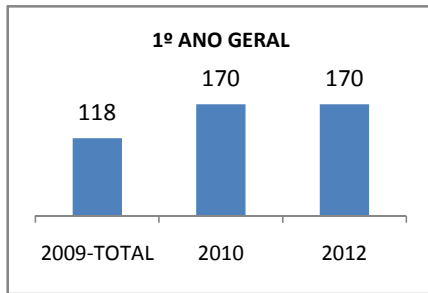
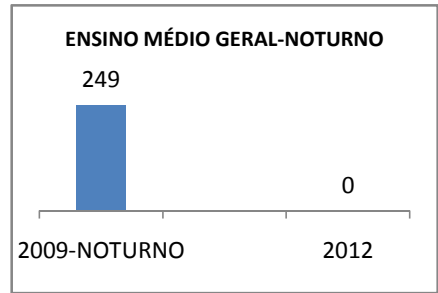
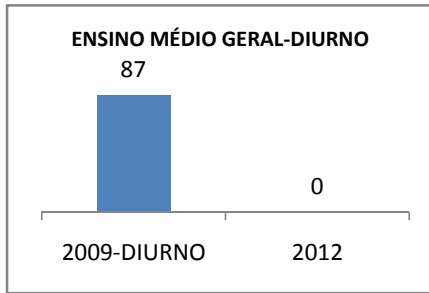
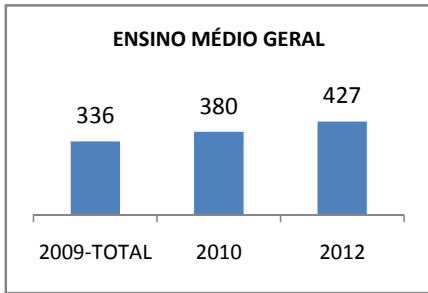
ANO BASE VESTIBULAR:

MODALIDADE/NÍVEL	VESTIBULAR							
	NÚMERO DE INSCRITOS				APROVADOS			
	LINHA DE BASE	2009	2010	2012	LINHA DE BASE	2009	2010	2012
ENSINO MÉDIO		0				0	2	4

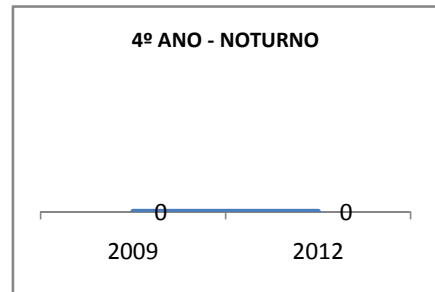
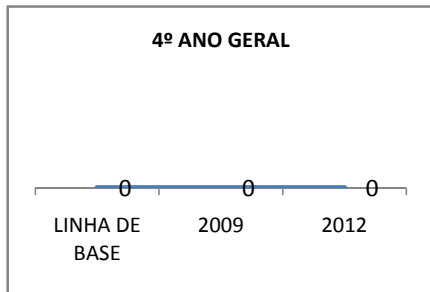
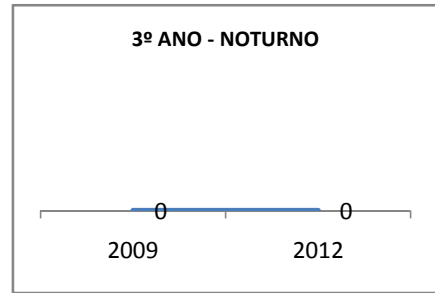
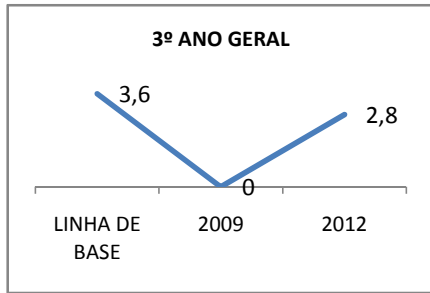
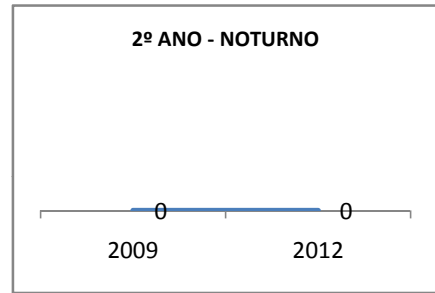
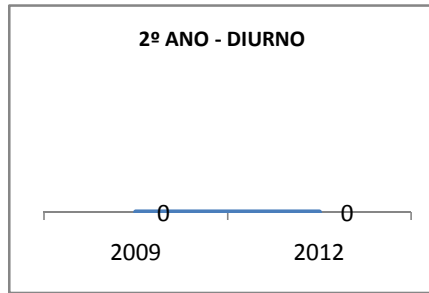
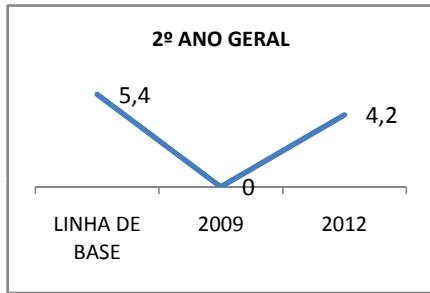
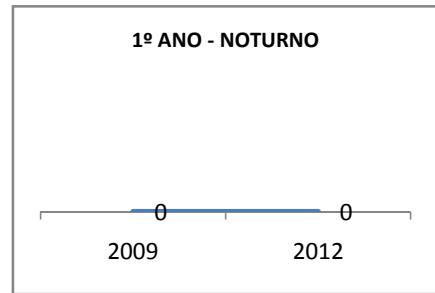
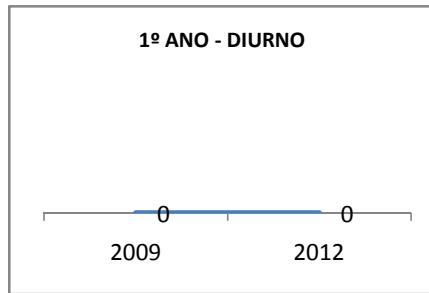
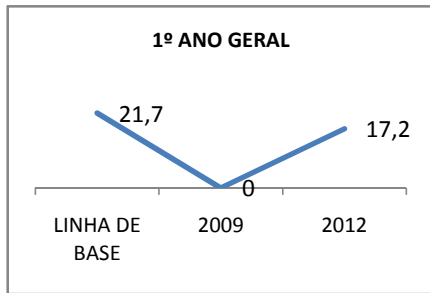
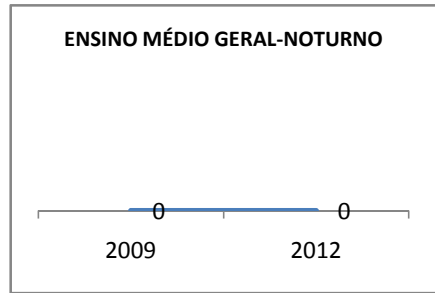
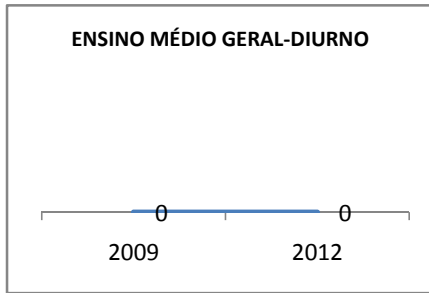
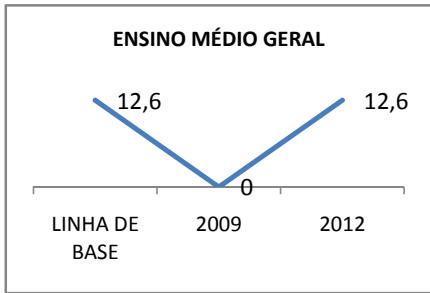


OLIMPÍADAS	OLIMPÍADAS NACIONAIS							
	NUMERO DE INSCRITOS				RESULTADO			
	LINHA DE BASE	2009	2010	2012	LINHA DE BASE	2009	2010	2012
LÍNGUA PORTUGUESA		0				0		
MATEMÁTICA		0				0		
FÍSICA		0				0		
QUÍMICA		0				0		
ASTRONOMIA		0				0		
INFORMÁTICA		0				0		

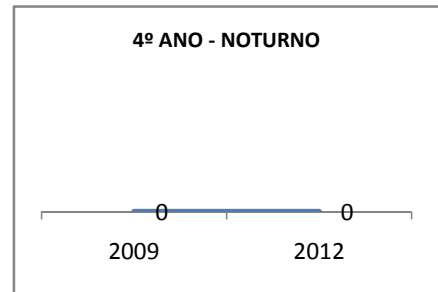
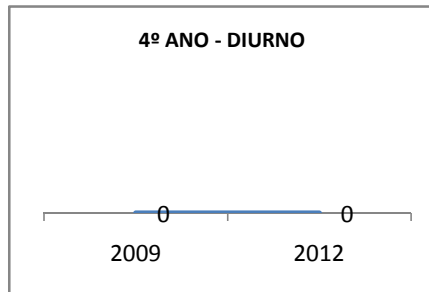
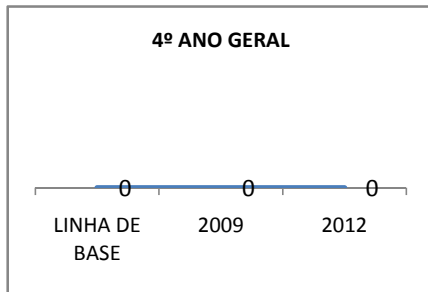
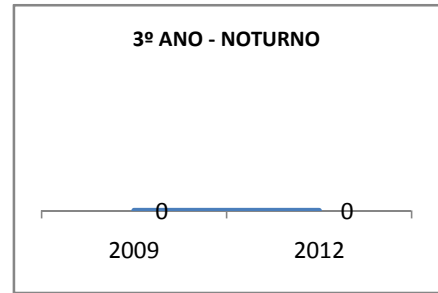
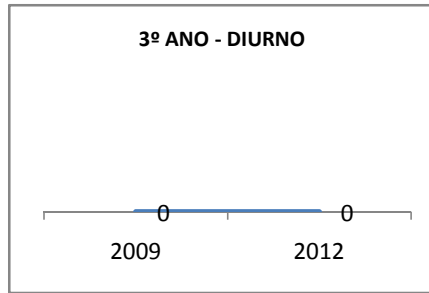
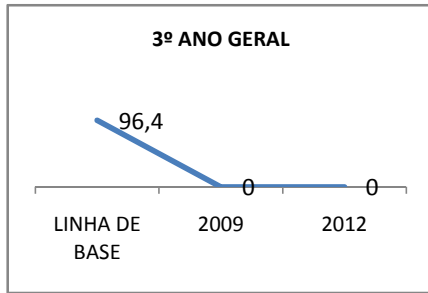
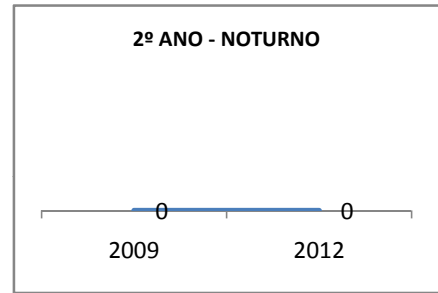
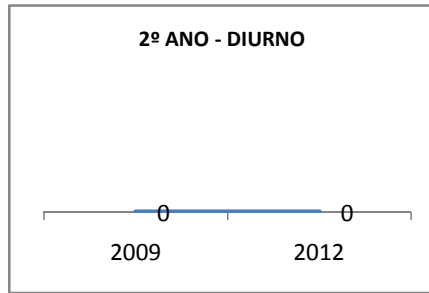
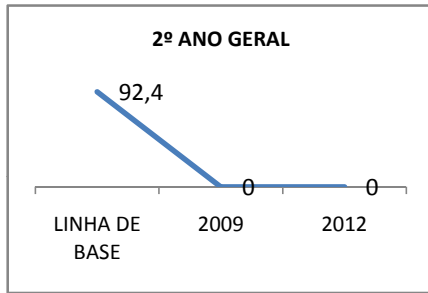
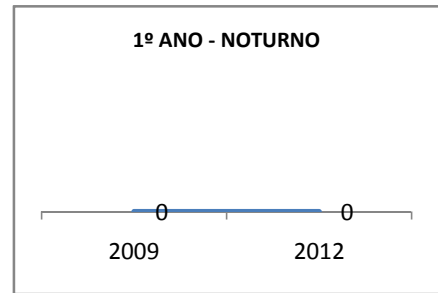
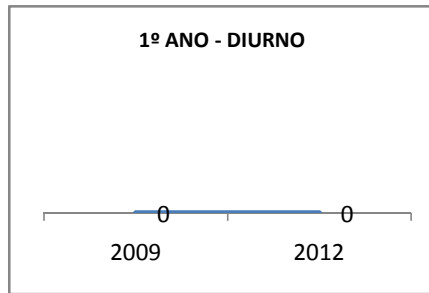
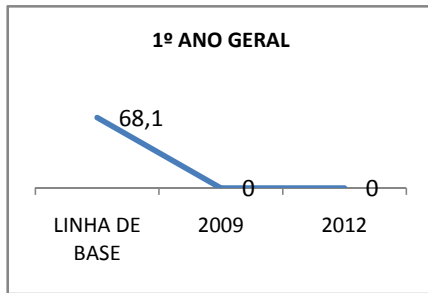
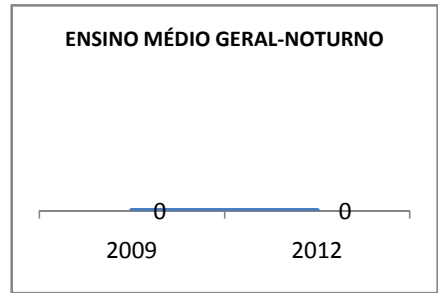
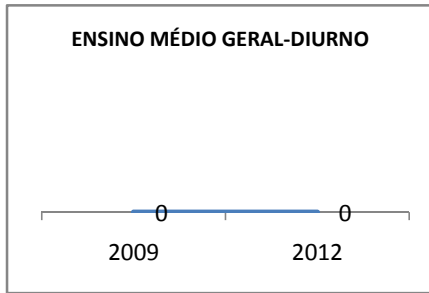
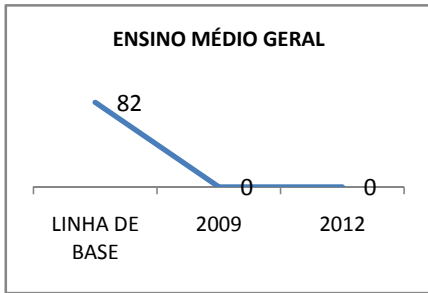
MATRÍCULA ENSINO MÉDIO




ABANDONO ENSINO MÉDIO



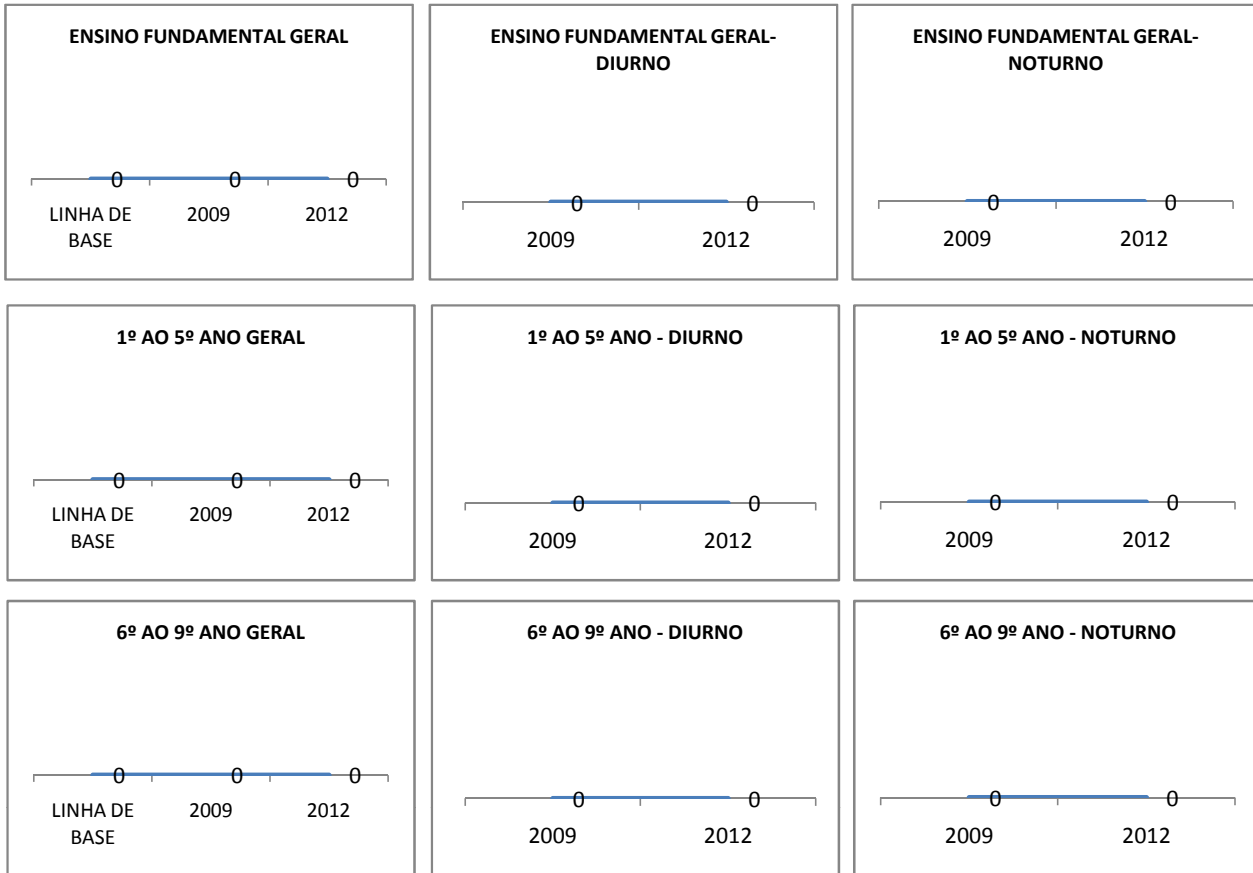
APROVAÇÃO ENSINO MÉDIO



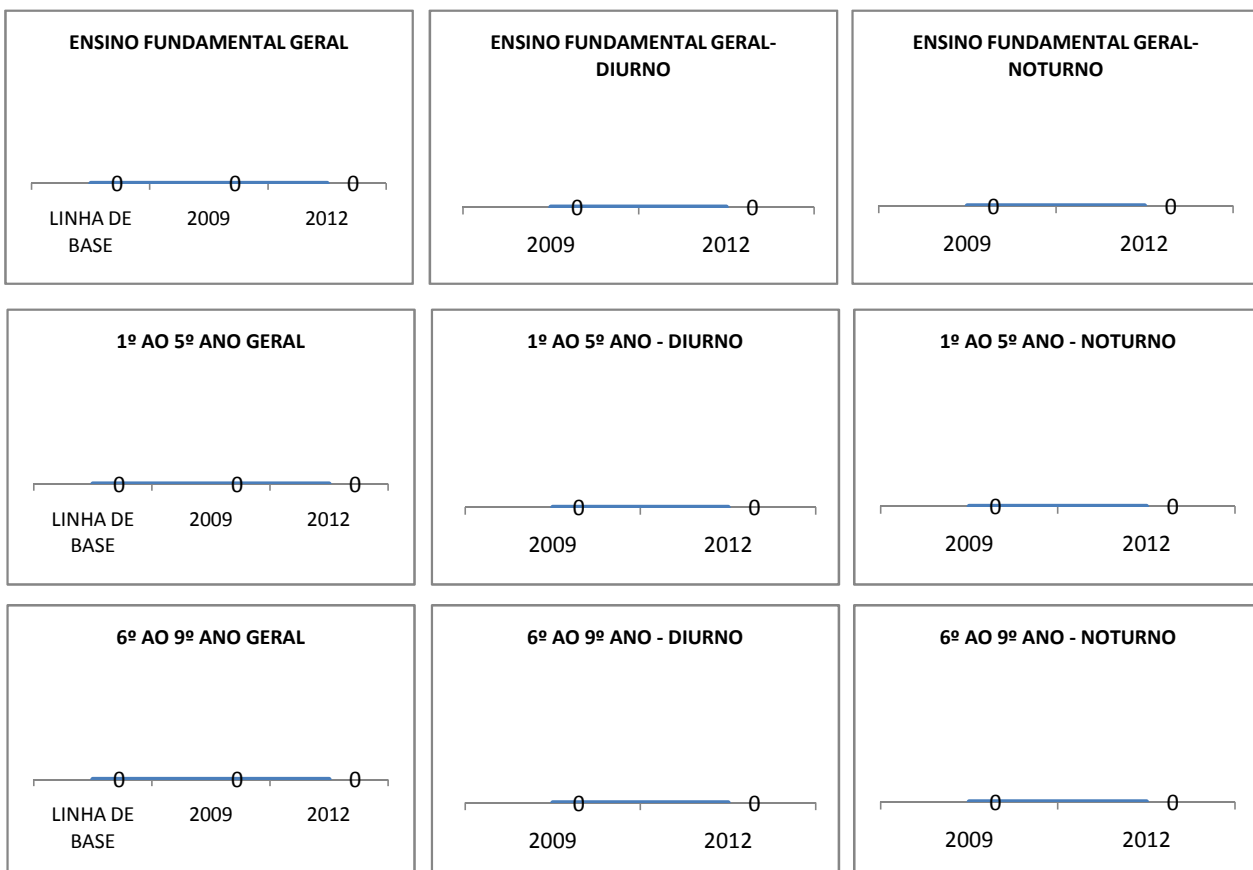
MATRÍCULA ENSINO FUNDAMENTAL




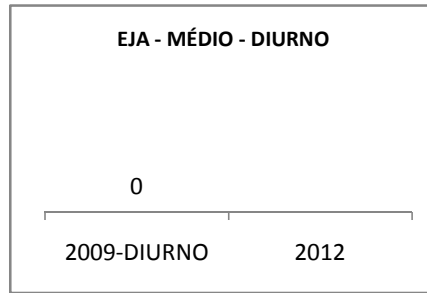
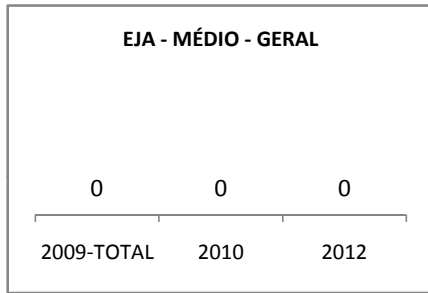
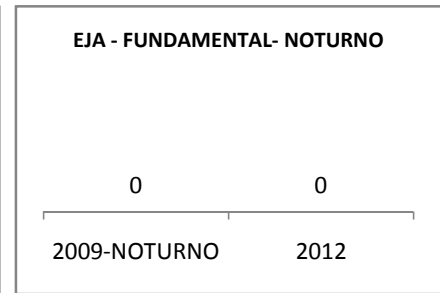
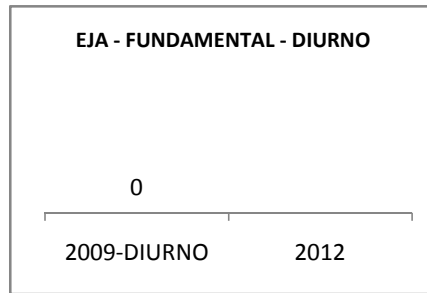
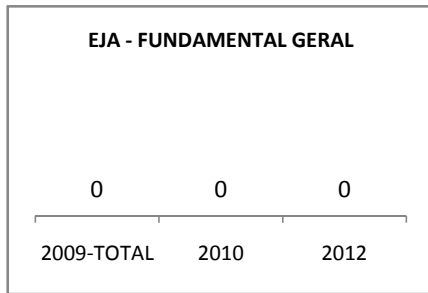

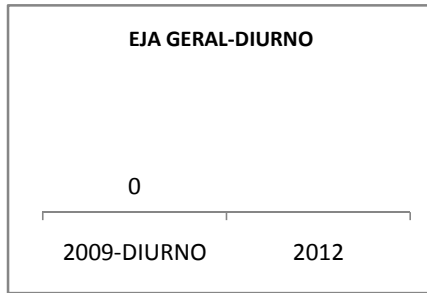
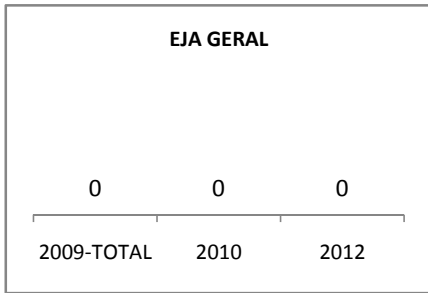
ABANDONO ENSINO FUNDAMENTAL



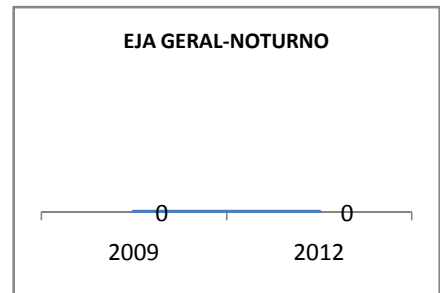
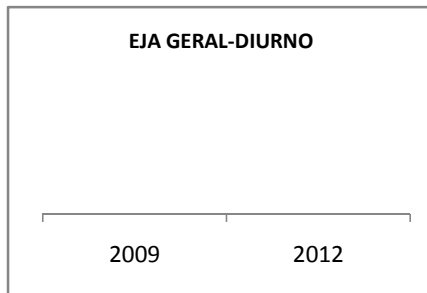
APROVAÇÃO ENSINO FUNDAMENTAL



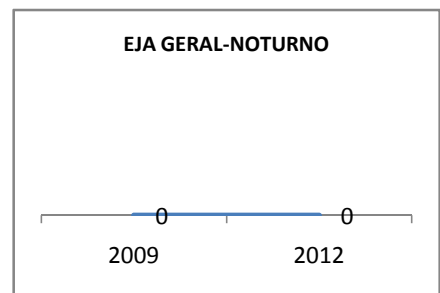
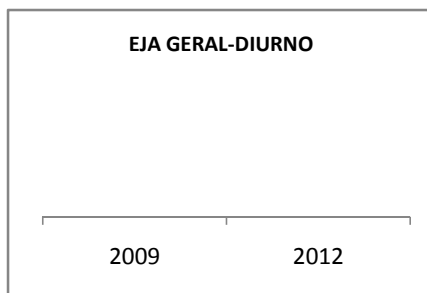
MATRÍCULA EDUCAÇÃO DE JOVENS E ADULTOS - PRESENCIAL



ABANDONO EJA



APROVAÇÃO EJA

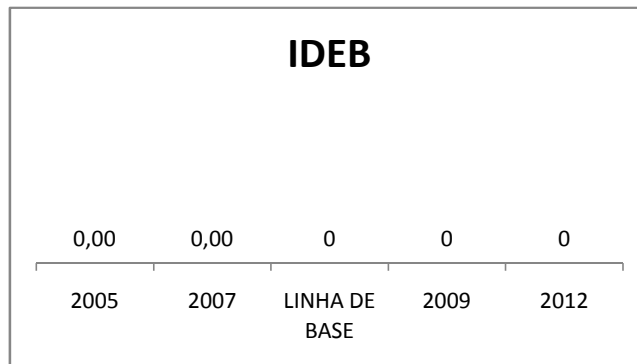


OUTRAS METAS

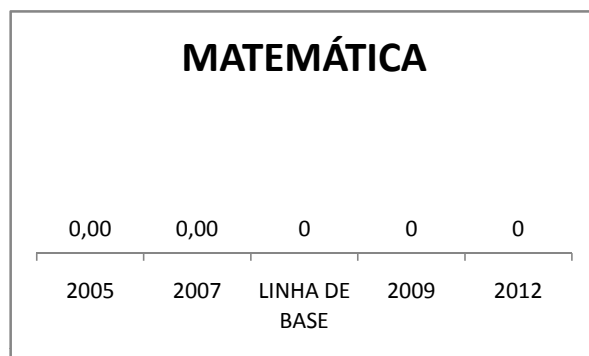

META_DESCRIÇÃO	ANO BASE	PÚBLICO	LINHA DE BASE	META
Reduzir a taxa de reprovação para 5%	2007	alunos	5	
Conquistar efetiva participação dos pais em torno de 70%				
Atrair a presença de familiares através de avaliações e sugestões do dia a dia, em torno de 10%				
Garantir o atendimento às convocações da escola em 100% de frequência				
Reduzir a taxa de reprovação para 4%	2007	alunos	5	
Conquistar efetiva participação dos pais na vida escolar de seus filhos em torno de 80%				
Atrair a presença dos familiares na escola através de avaliações e sugestões no dia a dia em torno de 30%				
Garantir o atendimento às convocações da escola em 100% de frequência				



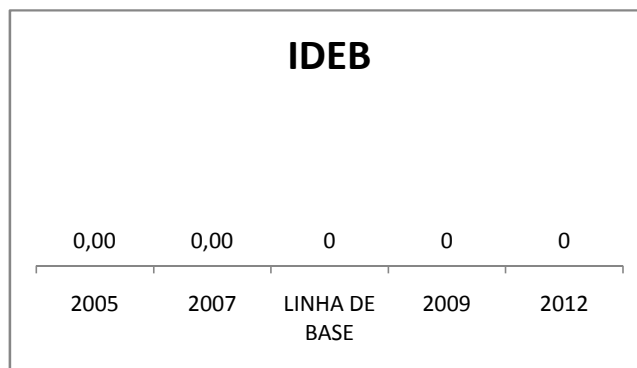
ENSINO FUNDAMENTAL - 1º AO 5º ANO



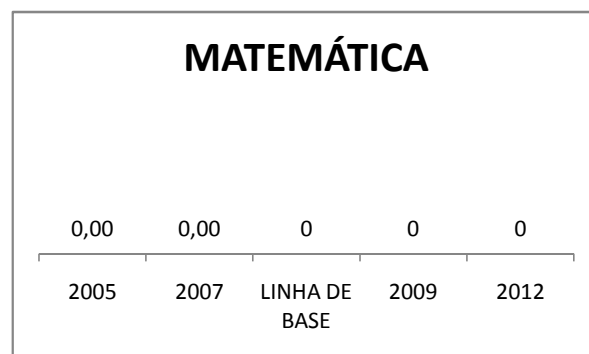

PROVA BRASIL



ENSINO FUNDAMENTAL - 6º AO 9º ANO



PROVA BRASIL





ENSINO FUNDAMENTAL

ABANDONO GERAL

0,00	0,00	0,00	0,0	0,0	0,0
2005	2007	LINHA DE BASE	2009	2010	2012

ABANDONO - 1º AO 5º

0,00	0,00	0	0,0	0,0	0,0
2005	2007	LINHA DE BASE	2009	2010	2012

ABANDONO - 6º AO 9º

0,00	0,00	0,00	0,0	0,0	0,0
2005	2007	LINHA DE BASE	2009	2010	2012

APROVAÇÃO GERAL

0,0	0,0	0	0,0	0	0,0
2005	2007	LINHA DE BASE	2009	2010	2012

APROVAÇÃO - 1º AO 5º

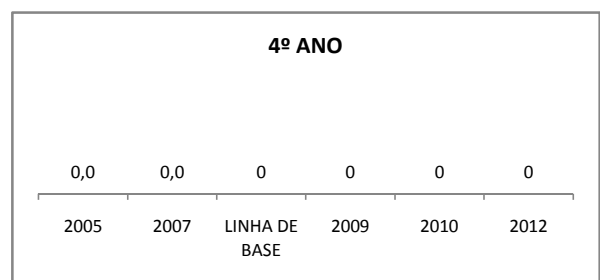
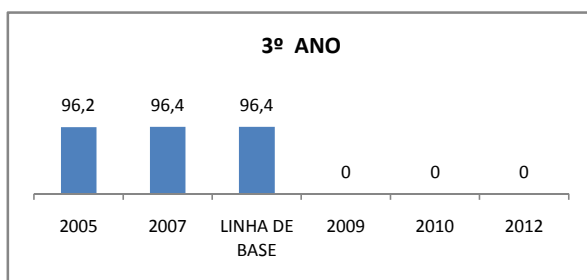
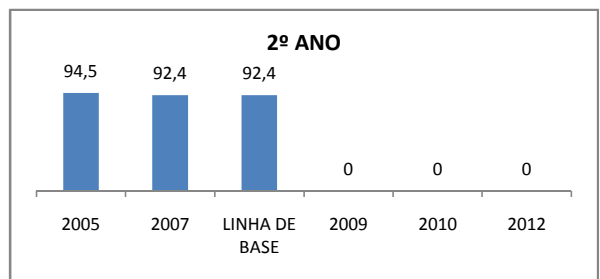
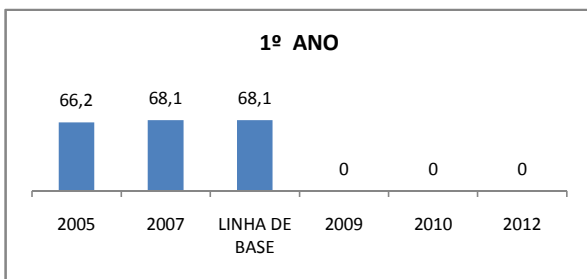
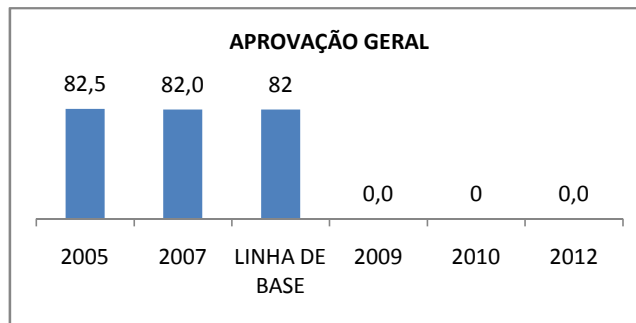
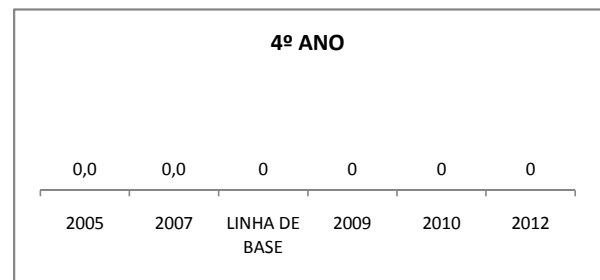
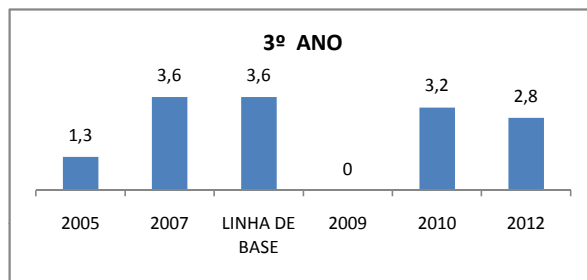
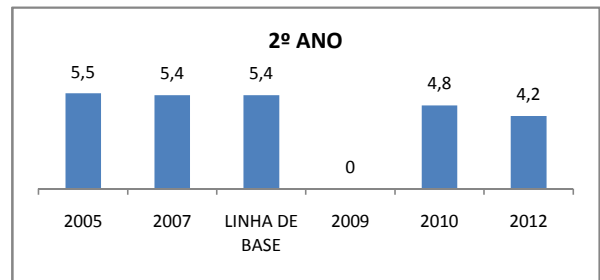
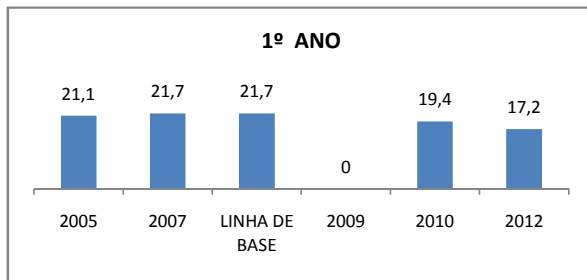
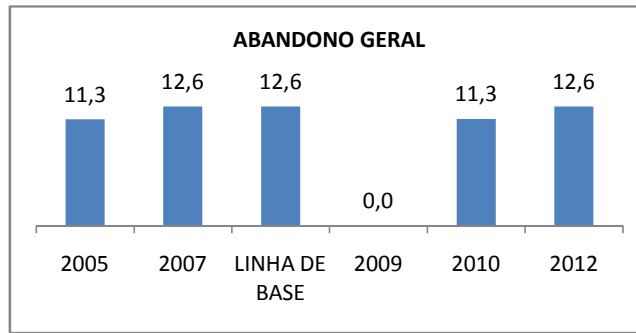
0,0	0,0	0	0	0	0
2005	2007	LINHA DE BASE	2009	2010	2012

APROVAÇÃO - 6º AO 9º

0,0	0,0	0	0	0	0,0
2005	2007	LINHA DE BASE	2009	2010	2012



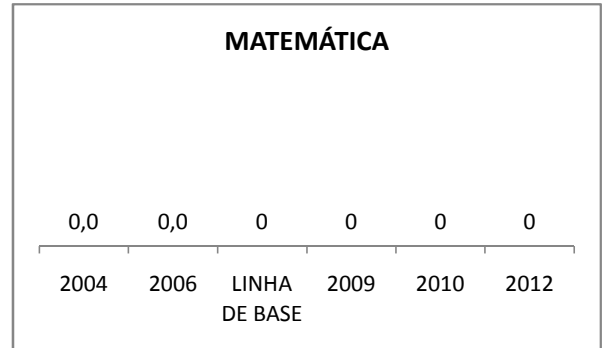
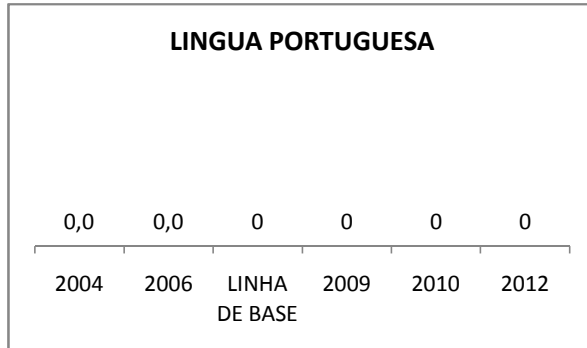
ENSINO MÉDIO



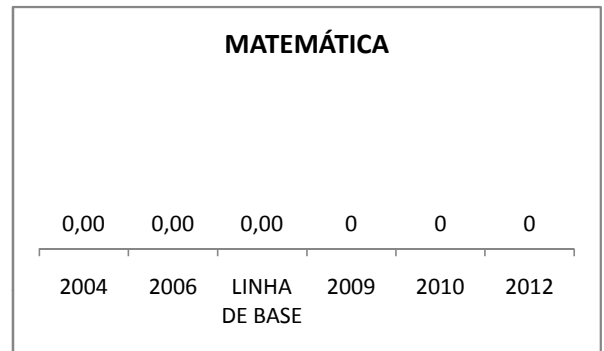
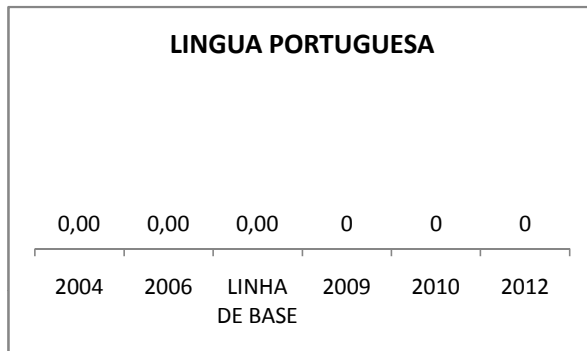


SPAECE

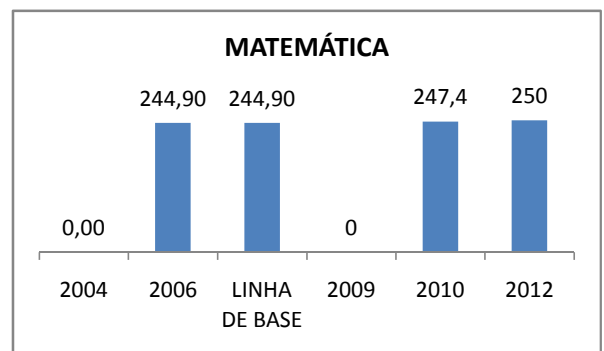
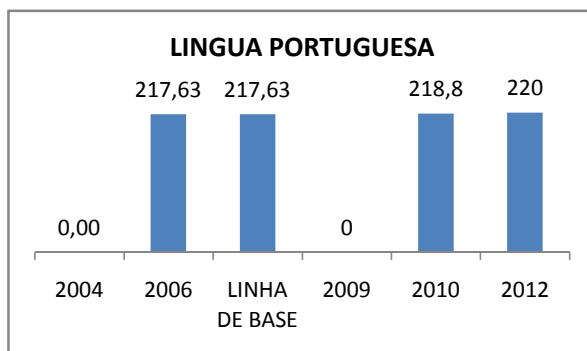
ENSINO FUNDAMENTAL 5º ANO



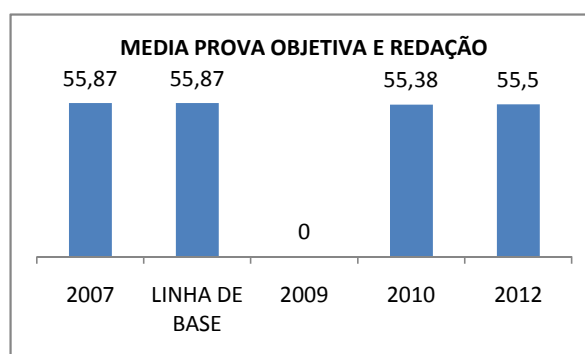
ENSINO FUNDAMENTAL 9º ANO



ENSINO MÉDIO 3º ANO

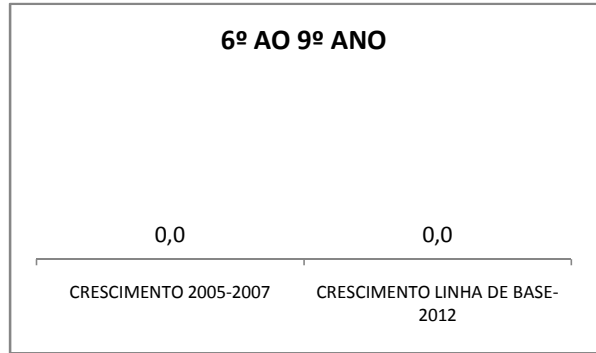
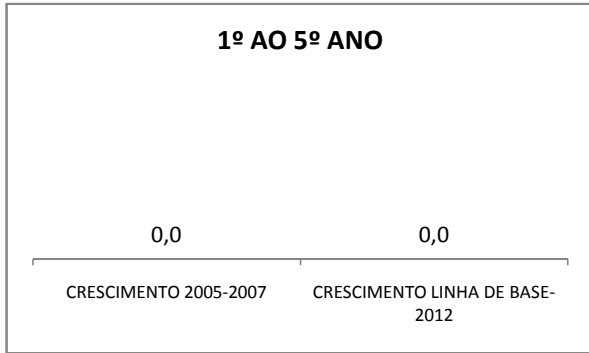


ENEM







COMPARATIVO DE CRESCIMENTO - IDEB





COMPARATIVO DE CRESCIMENTO - PROVA BRASIL

1º AO 5º ANO

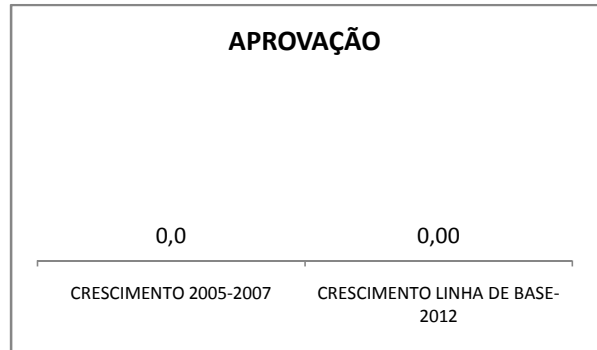
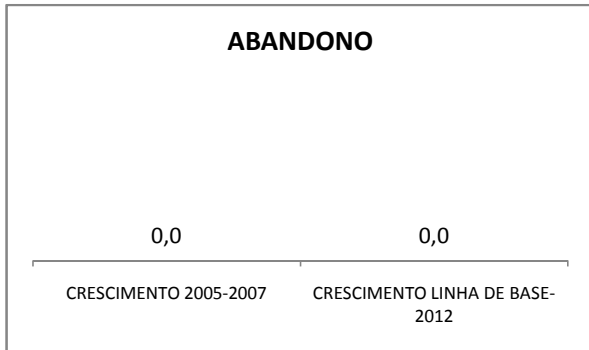


6º AO 9º ANO

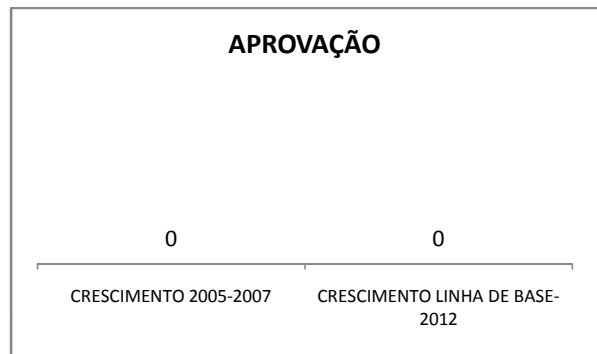
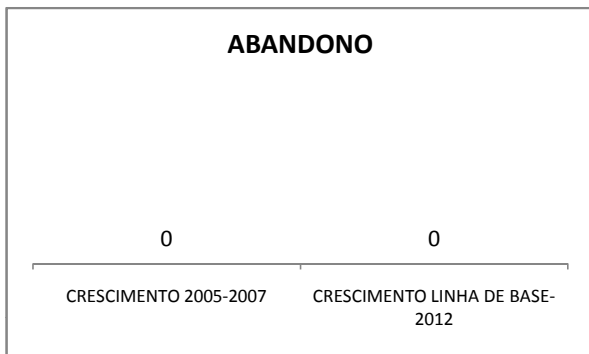




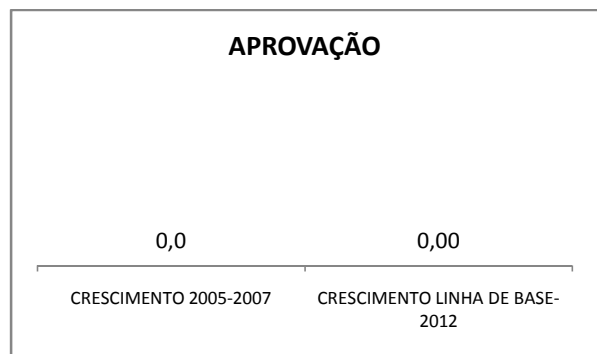
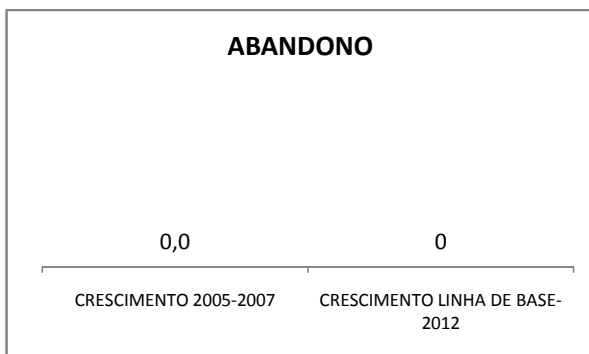
**COMPARATIVO DE CRESCIMENTO - ENSINO FUNDAMENTAL
GERAL**



1º AO 5º ANO




6º AO 9º ANO

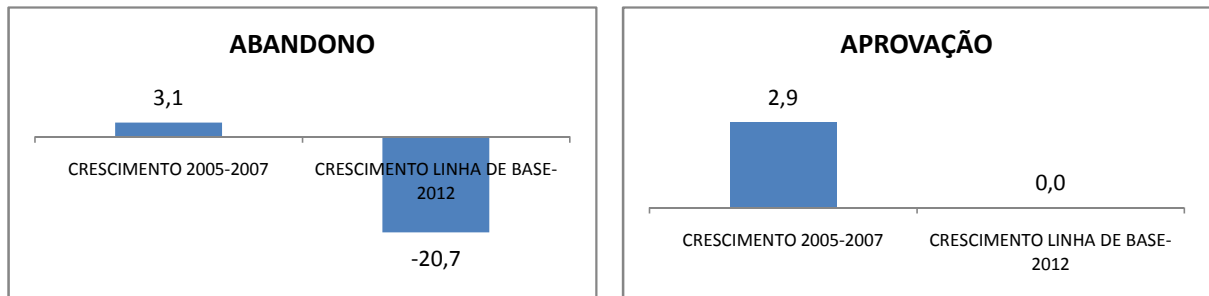





COMPARATIVO DE CRESCIMENTO - ENSINO MÉDIO GERAL



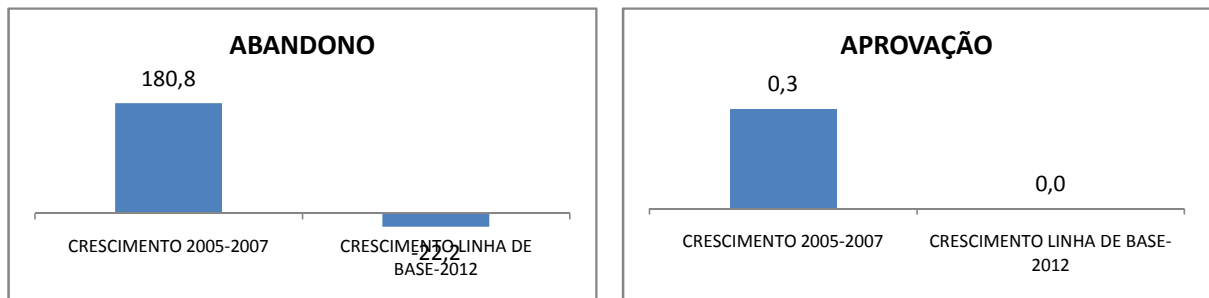
1º ANO




2º ANO



3º ANO



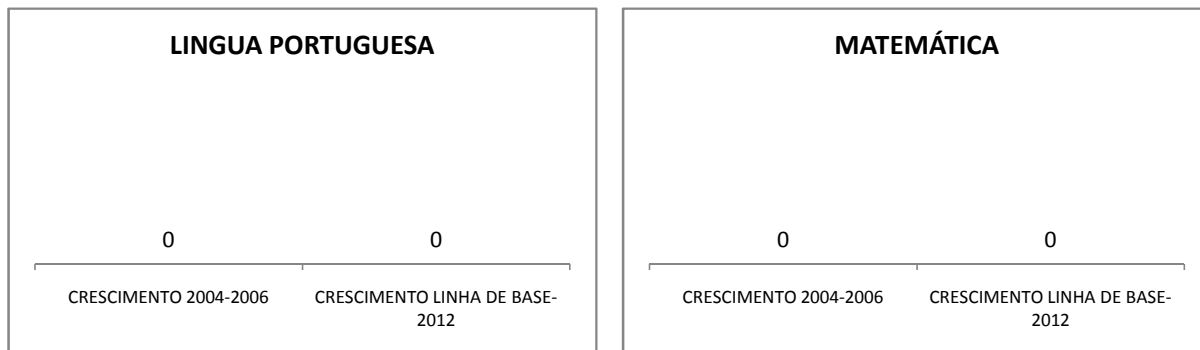
4º ANO



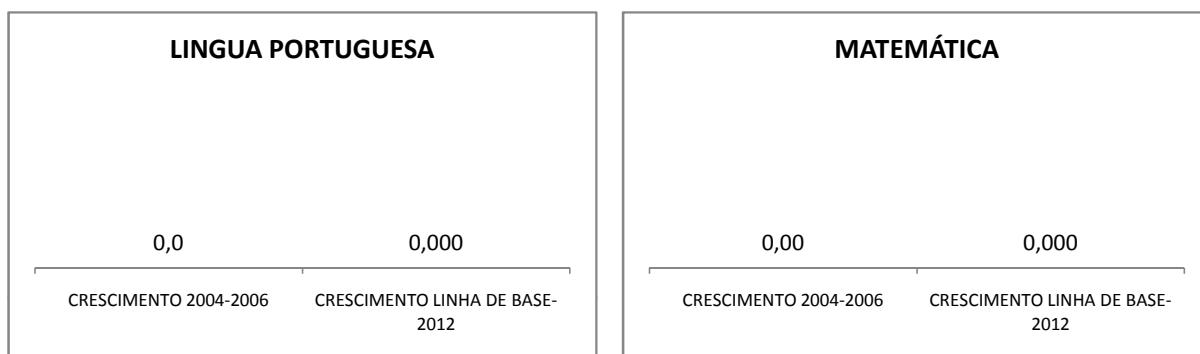


COMPARATIVO DE CRESCIMENTO - SPAECE

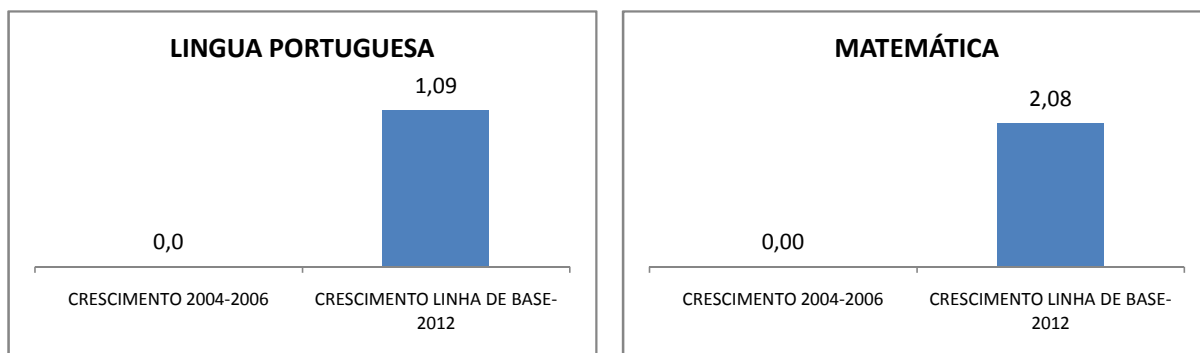
ENSINO FUNDAMENTAL - 5º ANO



ENSINO FUNDAMENTAL - 9º ANO



ENSINO MÉDIO - 3º ANO



CRESCIMENTO - ENEM

